





10/100BASE-T SINGLE PORT SURFACE MOUNT MAGNETICS

With Various Turns Ratios



-  For RoHS part add suffix **NL**⁴
-  Peak solder temperature rating per Table 5-2 in IPC/JEDEC J-STD-020C
-  Meets IEEE 802.3 specification
-  Compact footprint for use in the most space-restrictive applications

Electrical Specifications @ 25°C — Operating Temperature 0°C to 70°C

Part ¹ Number	RoHS ⁴	Turns Ratio		Insertion Loss 100 kHz–100 MHz (db MAX)	Return Loss (dB TYP)			Differential to Common Mode Rejection (dB TYP)			Crosstalk (dB TYP)			Hipot (Vrms MIN)
		TX	RX		30MHz	60MHz	80MHz	30MHz	50MHz	100MHz	30MHz	60MHz	100MHz	
H1100	^{2, 3c}	2:1	1:1	-1.1	-20	-14	-11.5	-42	-37	-33	-45	-40	-35	1500
H1101	NL ^{3a}	1.25:1	1:1	-1.1	-20	-14	-11.5	-42	-37	-33	-45	-40	-35	1500
H1102	NL ^{3a}	1:1	1:1	-1.1	-20	-14	-11.5	-42	-37	-33	-45	-40	-35	1500
H1121	NL ^{3c}	1:1.414	1:1	-1.1	-18	-12	-11.5	-42	-37	-30	-45	-40	-35	1500
H1183NL	NL ^{3a}	1:1	1:1	-1.0	-18	-14	-12	-40	-40	-40	-35	-35	-35	1500
H1199	^{2, 3a}	1:1	1:1	-0.9	-18	-12	-11	-40	-35	-30	-45	-45	-37	1500
HX1188*	NL ^{3c}	1:1	1:1	-1.0	-20	-14	-12	-42	-37	-32	-45	-40	-35	1500
HX1198*	NL ^{3c}	1:1	1:1	-1.0	-20	-14	-12	-42	-37	-32	-45	-40	-35	1500
H1302	NL ^{3a}	1:1	1:1	-1.1	-16	-10	-10	-42	-37	-32	-35	-30	-30	1500

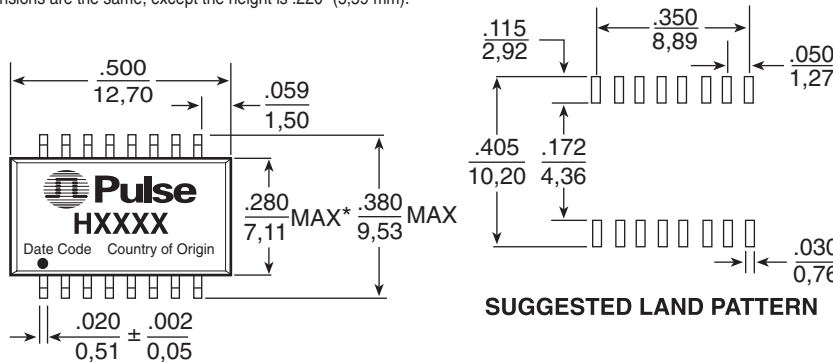
*Operating temperature -40°C to +85°C

- For Tape & Reel packaging, add a "T" suffix at the end of the part number when ordering, e.g. H1102T
- Contact Pulse for RoHS compliant part availability
- MSL=Moisture Sensitivity Level a=1 b=2 c=3 d=4
- Add suffix **NL** for RoHS compliant parts, e.g. H1102 changes to H1102NL or H1102NLT (for Tape & Reel)

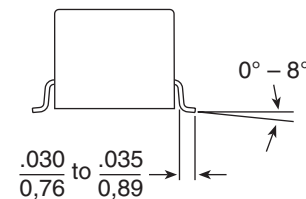
Mechanical

H110X, H1121, H1183,* H1199, HX1188, HX1198, H1302

* For part number H1183, all dimensions are the same, except the height is .220" (5,59 mm).



Dimensions: Inches
mm
Unless otherwise specified,
all tolerances are ± .010
0,25



Weight 2.8 grams
Tube45/tube
Tape & Reel600/reel

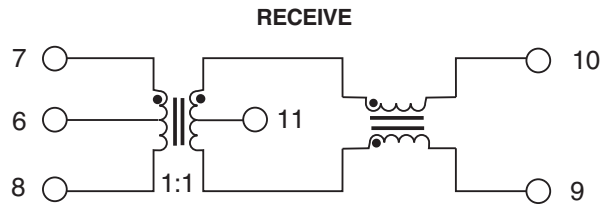
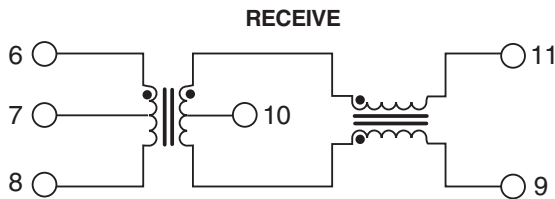
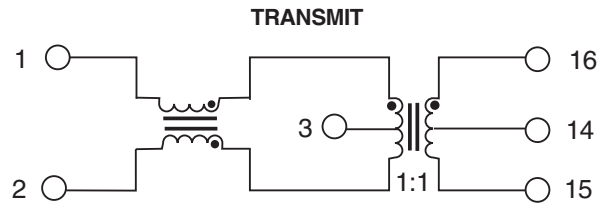
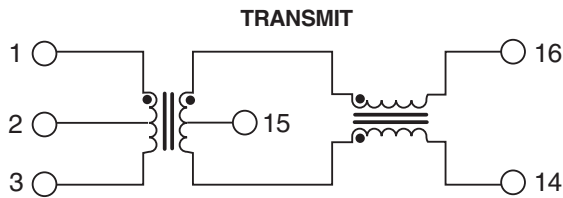
10/100BASE-T SINGLE PORT SURFACE MOUNT MAGNETICS With Various Turns Ratios



Schematics

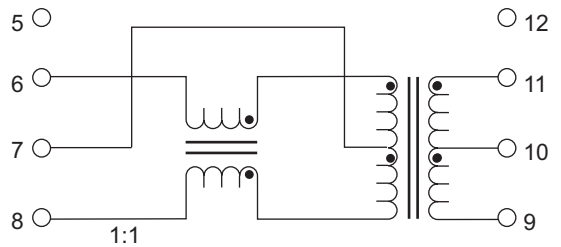
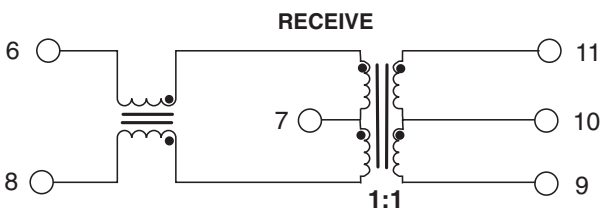
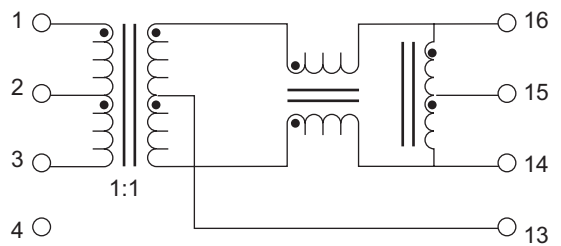
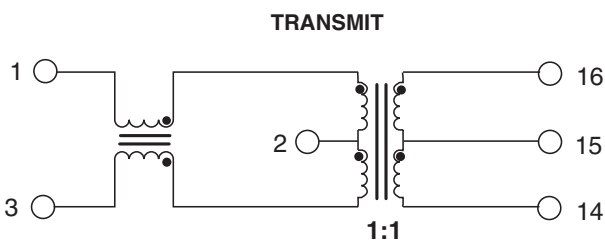
H110X, H1121, HX1188

H1199



HX1198, H1183

H1302

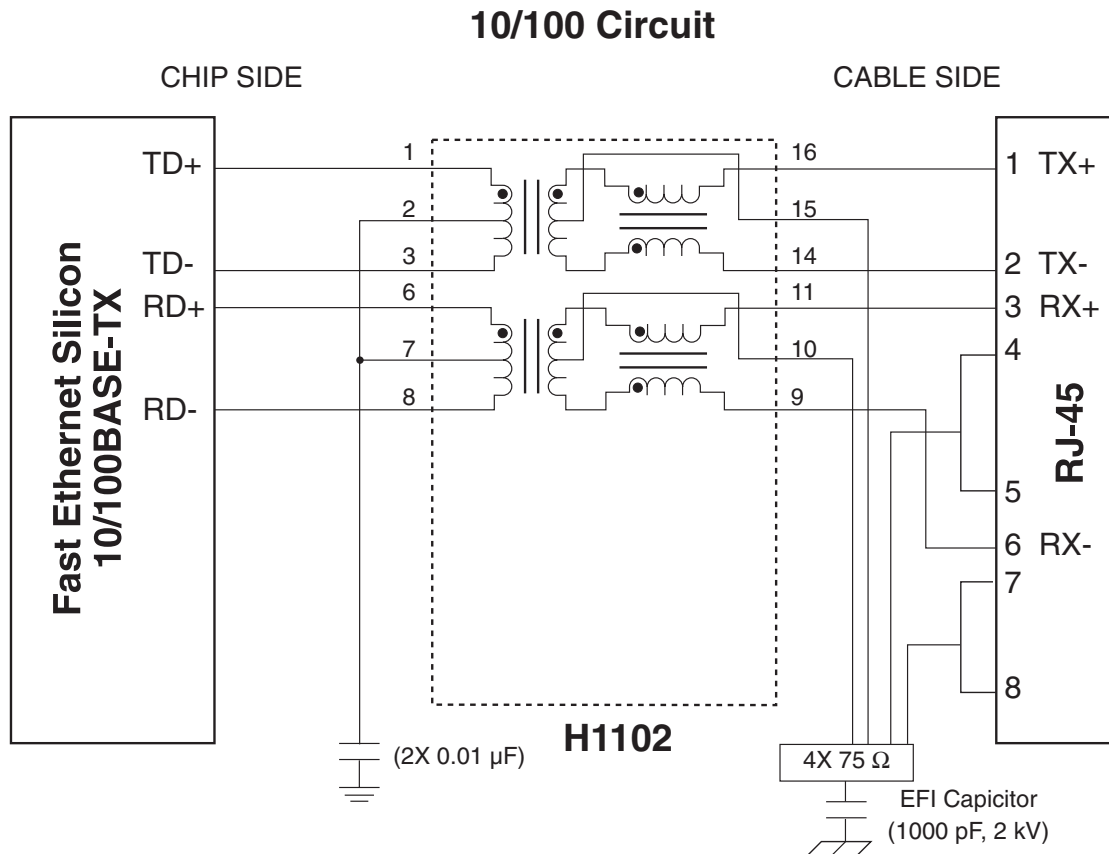


10/100BASE-T SINGLE PORT SURFACE MOUNT MAGNETICS With Various Turns Ratios



Typical Application Circuit

H1102



For More Information:

Pulse Worldwide Headquarters	Pulse Northern Europe	Pulse Southern Europe	Pulse China Headquarters	Pulse North China	Pulse South Asia	Pulse North Asia
12220 World Trade Drive San Diego, CA 92128 U.S.A. www.pulseeng.com TEL: 858 674 8100 FAX: 858 674 8262	3 Huxley Road Surrey Research Park Guildford, Surrey GU2 5RE United Kingdom TEL: 44 1483 401700 FAX: 44 1483 401701	Zone Industrielle F-39270 Orgelet France TEL: 33 3 84 35 04 04 FAX: 33 3 84 25 46 41	No. 1 Industrial District Changan, Dongguan China TEL: 86 769 5538070 FAX: 86 769 5538870	Room 1002 No. 819 Nanjing West Rd Shanghai China TEL: 86 21 32181071 FAX: 86 21 32181396	150 Kampong Ampat #07-01/02 KA Centre Singapore 368324 TEL: 65 6287 8998 FAX: 65 6280 0080	3F-4, No. 81, Sec. 1 Hsin Tai Wu Road Hsi-Chih Taipei Hsien Taiwan TEL: 886 2 26980228 FAX: 886 2 26980948

Performance warranty of products offered on this data sheet is limited to the parameters specified. Data is subject to change without notice. Other brand and product names mentioned herein may be trademarks or registered trademarks of their respective owners.

© Copyright, 2006. Pulse Engineering, Inc. All rights reserved.