

MPT 0,5/...-2,54

Micro printed circuit terminal with an IC pitch
Pitch 2.54

(IEC)	rigid	flexible	I	U
[mm ²]	solid	stranded	AWG	[A]
Connection data	0.14 - 0.5	0.14 - 0.5	26-20	6 63



Description	No. of positions	Dim. a [mm]	Type	Order No.	Pcs. Pkt.
Printed circuit screw termination blocks, 2.54 mm pitch, color: green	2	2.54	MPT 0,5/2-2,54	17 25 65 6	50
	3	5.08	MPT 0,5/3-2,54	17 25 66 9	
	4	7.62	MPT 0,5/4-2,54	17 25 67 2	
	5	10.16	MPT 0,5/5-2,54	17 25 68 5	
	6	12.70	MPT 0,5/6-2,54	17 25 69 8	
	7	15.24	MPT 0,5/7-2,54	17 25 70 8	
	8	17.78	MPT 0,5/8-2,54	17 25 71 1	
	9	20.32	MPT 0,5/9-2,54	17 25 72 4	
	10	22.86	MPT 0,5/10-2,54	17 25 73 7	
	11	25.40	MPT 0,5/11-2,54	17 25 74 0	
	12	27.94	MPT 0,5/12-2,54	17 25 75 3	

Accessories

(1) Screwdriver , blade: 0.4 x 2.0 x 80 mm, length: 160 mm		SZS 0,4 x 2,0	12 05 20 2	10
(2) Marker card , with 12 pcs., 10-section marker strips, white, self-adhesive, for 120 terminal blocks		SK 2,54/2,8... (see info)		

Technical data**Dimensions**

		see description
Pitch	[mm]	2.54
Hole diameter	[mm]	1.1*
Pin dimensions	[mm]	0.5 x 0.9

Technical data in accordance with IEC / DIN VDE

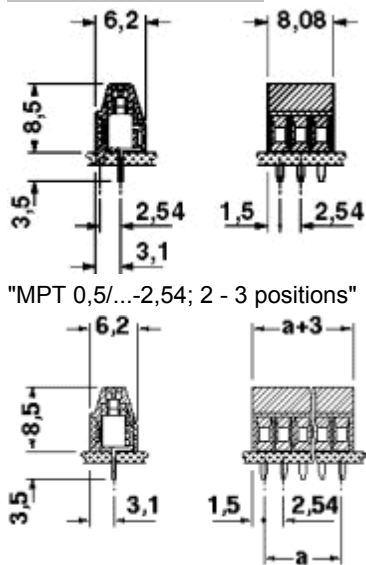
Insulation material group	–	I		
Surge voltage category / contamination class	–/–	III / 3	III / 2	II / 2
Rated voltage	[V]	63	160	320
Rated surge voltage	[kV]	1.5	1.5	2.5

Nominal current / cross section	[A]/[mm ²]	6 / 0.5
Maximum load current / cross section	[A]/[mm ²]	
Connection capacity		
solid / stranded / conductor sizes	[mm ²]/[mm ²]/AWG	0.14 - 0.5 / 0.14 - 0.5 / 26 - 20
stranded with ferrules without / with plastic collar	[mm ²]	0.25 - 0.34 / 0.25 - 0.34
Multiple connection (2 conductors with same cross section)		
solid / stranded	[mm ²]	0.14 - 0.34 / 0.14 - 0.34
Stripping length	[mm]	4.5
Thread	-	M 1.6
Torque	[Nm]	0.12-0.15
Insulation material		PA
Inflammability class acc. to UL 94		V0
Temperature indices RT/Ti		130 / 120
Approval data (UL and CSA)		
Nominal voltage / current / conductor sizes	UL: [V] / [A] / AWG	125 / 6 / 30-20
	CSA: [V] / [A] / AWG	125 / 6 / 28-20

* see drilling diagram

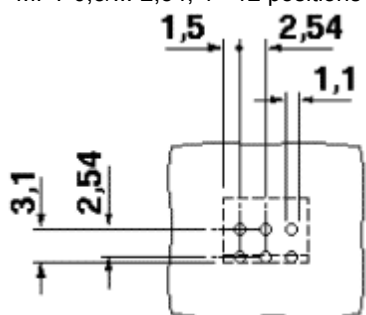
Articles printed in bold can be delivered at short notice.
 Products with black or gray housing available on request.

Dimensional drawing



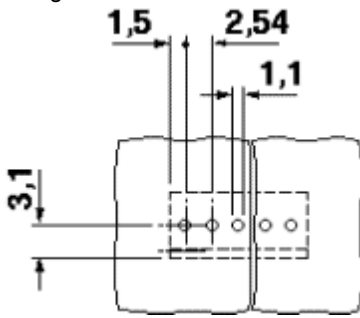
Drilling diagram

"MPT 0,5/...-2,54; 4 - 12 positions"



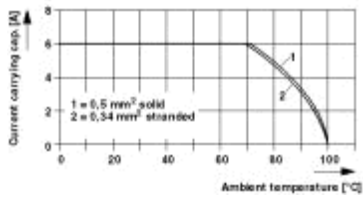
MPT 0,5/...-2,54, 2 - 3 positions

Die 2- und 3-poligen Varianten besitzen einen zuztlichen Haltesttift zur Absttzung der mechanischen Belastung



Diagram

"MPT 0,5/...-2,54; 4 - 12 positions"



Current carrying capacity depending on the ambient temperature MPT 0,5/2-2,54

