







PIN	CONNECTION	PIN
1	Not connected	1
7	Ground	4
8	Output	5
14	Supply	8

Scale 1:1

## Features

-  **Low voltage 3.3V operation**
-  **Express manufacturing service**
-  **Custom frequencies easily available**
-  **Tight tolerance options**
-  **Low cost for volume applications**
-  **Industrial temperature range option**

## Specifications

**GXO-U102F: Full size (14 pin DIL)**

**GXO-U102H: Half size (8 pin DIL)**

Parameters	Variant		Option Codes
	F	H	
<b>Package style:</b> 14 pin DIL (full size) 8 pin DIL (half size)	■	■	
<b>Frequency range:</b> 125kHz ~ 200MHz	■	■	
<b>Frequency stability:</b> ±100ppm ±50ppm ±25ppm Other	■ □ □ □	■ □ □ □	B A specify
<b>Operating temperature range:</b> 0 to +70°C -40 to +85°C	■ □	■ □	I
<b>Storage temperature range:</b> -55 to +125°C	■	■	
<b>Supply voltage (V<sub>DD</sub>):</b> +3.3V (±5%)	■	■	
<b>Supply current (max):</b> 10mA (125kHz ~ 0.99MHz) 15mA (1.0 ~ 5.0MHz) 20mA (>5.0 ~ 24.0MHz) 25mA (>24.0 ~ 70.0MHz) 35mA (>70.0 ~ 90.0MHz) 45mA (>90 ~ 200MHz)	■ ■ ■ ■ ■ ■	■ ■ ■ ■ ■ ■	
<b>Driving ability:</b> 30pF HCMOS / 5 LSTTL	■	■	
<b>Output voltage:</b> '0' level = 0.4V max '1' level = 90% V <sub>DD</sub> min	■ ■	■ ■	
<b>Start up time:</b> 10ms max	■	■	
<b>Rise / fall times:</b> 6ns max (<80.0MHz) 5ns max (>80.0MHz)	■ ■	■ ■	
<b>Waveform symmetry @ 50% V<sub>DD</sub>:</b> 45:55 max (<50.0MHz) 40:60 max (>50.0MHz)	■ ■	■ ■	

■ Standard. □ Optional - Please specify required code(s) when ordering

## Ordering Information

Product name + variant + option codes (if any) + frequency

e.g: **GXO-U102F 40.0MHz** ±100ppm 0+70°C (standard)

**GXO-U102F/BI 40.0MHz** ±50ppm -40+85°C

Option code X (eg GXO-U102F/X) denotes a custom spec.

◆ Gull wing version available for SM. Refer to our website for details.