Alle Rechte vorbehalten/ All rights reserved

Y
(Lochbild)
(board drillings)

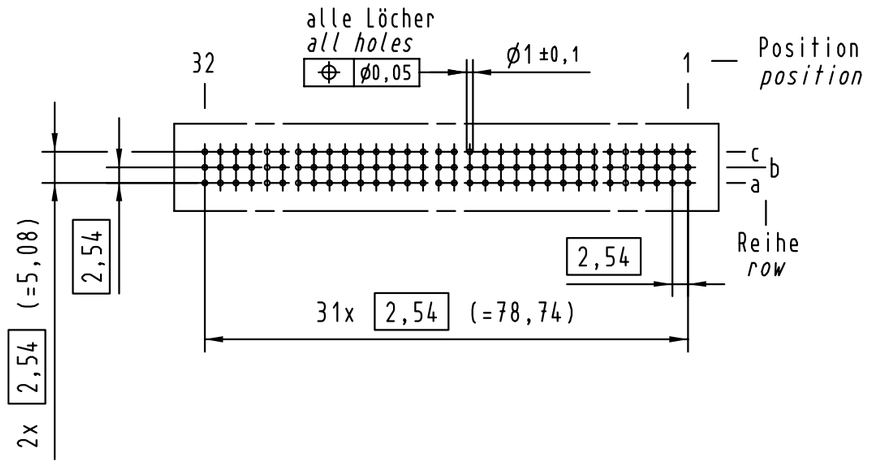

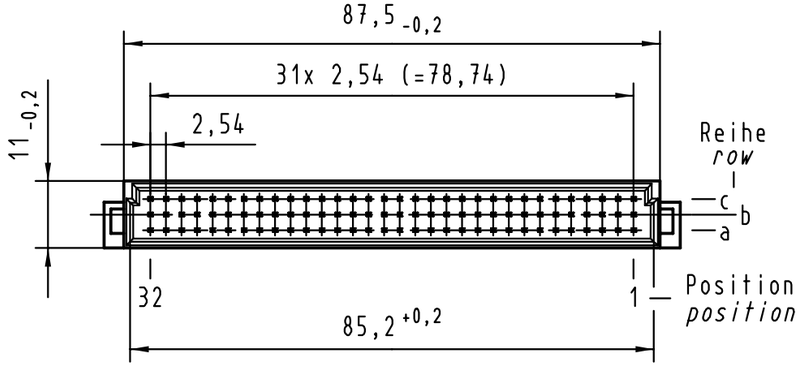

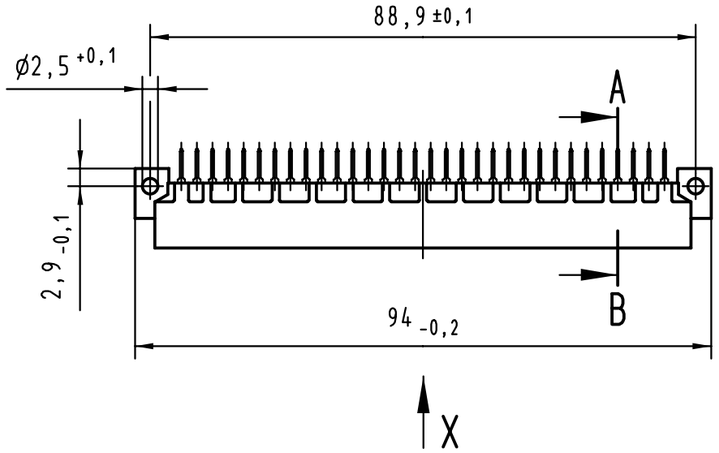

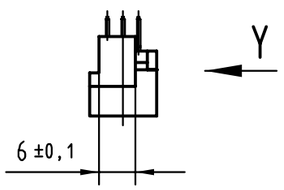

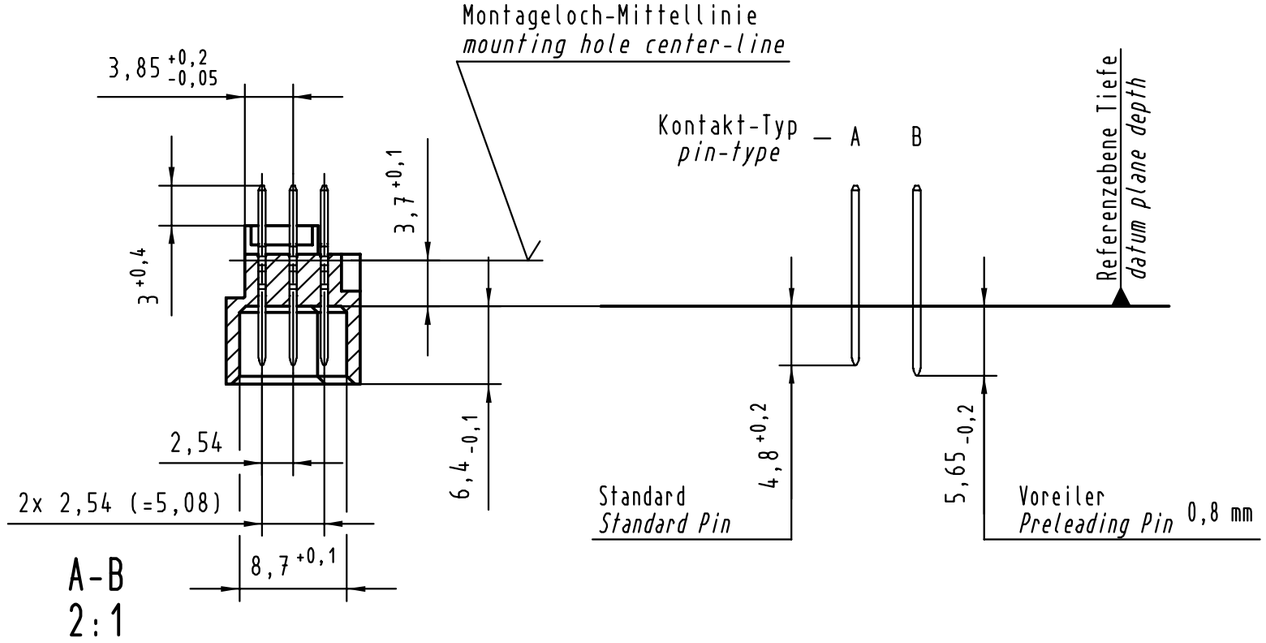

A-B
2:1

X Kontaktbelegung
contact loading

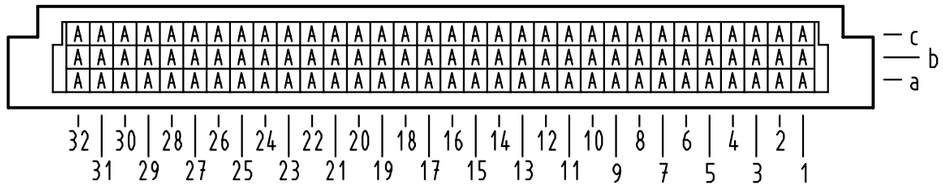

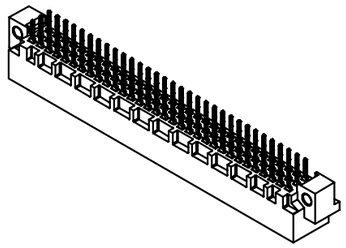

09 03 196 5922	–	min.0,76µm (30µin) Au über/over min.1,27µm (50µin) Ni
09 03 196 4922	VG	Au über/over Ni
09 03 196 7922	3	Au über/over Ni
09 03 196 6922	2	Au über/over Ni
09 03 196 2922	1	Au über/over Ni
Bestell-Nr. *Part-No.*	Anforderungsstufe nach IEC *performance level per IEC*	Kontaktoberfläche *Contact Plating*

All Dimensions in mm
Original Size DIN A 3

Techn. Character.

Nicht tolerierte Maße/*Free size tolerances*
siehe /*see* IEC 603-2

	Dat.	Name	Maßstab/*Scale*
Detail.	03.07.00	Rie.	1:1 (2:1)
Insp.	03.07.00	Pa.	
Stand.			

Bauform C Messerleiste
Einlöt , 96 pol.
type C male connector
solder , 96 pol.

27486

Mod. | Dat. | Name

HARTING KGaA
D-32339 ESPELKAMP

TB 09 03 196 x922

Blatt/*page* /

Sub.