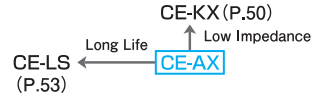


CE-AX Series

Low Impedance



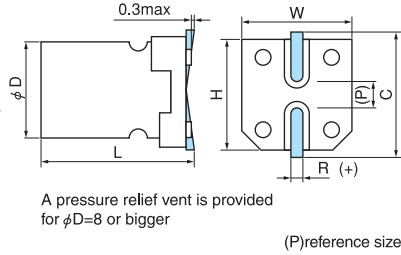
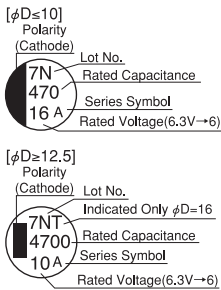
- 105°C, 1,000 to 2,000hours
- Solvent proof (within 2 minutes)



Specifications

Items	Condition	Specifications							
Rated voltage (V)	—	6.3	10	16	25	35	50		
Surge voltage (V)	Room temperature	8.0	13	20	32	44	63		
Category temperature range (°C)	—	-55 to +105							
Capacitance tolerance (%)	120Hz/20°C	M : ±20							
Dissipation Factor (tan δ)	tanδ (max) 120Hz/20°C	φ4 to φ6.3	0.24	0.20	0.16	0.14	0.12	0.12	
		φ8 to φ16	0.28	0.24	0.20	0.16	0.14	0.14	
Leakage current (LC)	μA/after 2minutes (max)	Exceeding 1,000μF, +0.02 every 1,000μF The greater value of either 0.01CV or 3							
Impedance ratio at low temperature	Based the value at 120Hz, +20°C	-40°C Z/Z20°C	3	2	2	2	2	2	
		-55°C Z/Z20°C	5	4	4	3	3	3	
Endurance	105°C rated voltage applied (With the rated ripple current)	Test	φ4 to φ6.3, φ10 × 7.7 : 1,000hours, φ8 to φ16 : 2,000hours						
		ΔC/C	Within ±25% of the initial value						
		tan δ	Less than 200% of the specified value						
		LC	Less than the specified value						

Marking, Dimensions



(Unit : mm)

D ^{+0.5max}	L ^{±0.3}	W ^{±0.2}	H ^{±0.2}	C ^{±0.2}	R	P
4	6.0	4.3	4.3	5.0	0.5 to 0.8	1.0
5	6.0	5.3	5.3	6.0	0.5 to 0.8	1.4
6.3	6.0	6.6	6.6	7.3	0.5 to 0.8	2.2
6.3	7.7	6.6	6.6	7.3	0.5 to 0.8	2.2
8	10.2	8.3	8.3	9.0	0.7 to 1.0	3.2
10	7.7	10.3	10.3	11.0	1.0 to 1.4	4.6
10	10.2	10.3	10.3	11.0	1.0 to 1.4	4.6
12.5	13.5 ^{±0.5}	12.8	12.8	13.5	1.0 to 1.4	4.6
16	16.5 ^{±0.5}	16.3	16.3	17.3	1.7 to 2.1	7.0

- Surface Mount Type
- Aluminum Electrolytic Capacitors
- CE-BE
- CE-BD
- CE-BS
- CE-BSS
- CE-FE
- CE-LD
- CE-FSS
- CE-FS
- CE-FH
- CE-LH
- CE-AX**
- CE-KX
- CE-GA
- CE-LS
- CE-ZX
- CE-ZC
- CE-LX
- CE-LL
- CE-LH(High Voltage)
- CE-PC
- CE-PH
- CE-PS
- CE-PF
- CE-TH
- CE-JX
- CE-NP
- CE-FN
- ME-SWB
- ME-UZ·SZ
- ME-UAX·SAX
- ME-SWG
- ME-HC
- ME-LS
- ME-CZ
- ME-CA
- ME-CX
- ME-AX
- ME-WX
- ME-WA
- ME-WL
- ME-WG
- ME-FX
- ME-FH
- ME-PX
- ME-HPC·HPD
- ME-FC·FD
- ME-SWN
- ME-HWN

Size, Impedance, Rated Ripple Current

μF \ V	6.3			10			16			25			35			50					
4.7													4x6.0	1.80	80	4x6.0	2.90	60			
10										4x6.0	1.80	80	5x6.0	0.76	150	6.3x6.0	0.88	165			
15							4x6.0	1.80	80	5x6.0	0.76	150	5x6.0	0.76	150						
22				4x6.0	1.80	80	5x6.0	0.76	150	5x6.0	0.76	150	5x6.0	0.76	150	6.3x6.0	0.88	165			
27	4x6.0	1.80	80																		
33	→			5x6.0	0.76	150	→			6.3x6.0	0.44	230	6.3x6.0	0.44	230	6.3x7.7	0.68	195			
47	5x6.0	0.76	150	→			6.3x6.0	0.44	230	6.3x6.0	0.44	230	6.3x6.0	0.44	230	6.3x7.7	0.68	195			
56	5x6.0	0.76	150							6.3x6.0	0.44	230									
68	→			6.3x6.0	0.44	230	6.3x6.0	0.44	230	6.3x6.0	0.44	230	6.3x7.7	0.34	280						
100	6.3x6.0	0.44	230	→			6.3x6.0	0.44	230	6.3x7.7	0.34	280	8x10.2	0.17	450	8x10.2	0.39	300			
150	6.3x6.0	0.44	230	6.3x6.0	0.44	230	6.3x7.7	0.34	280	8x10.2	0.17	450	8x10.2	0.17	450	10x10.2	0.21	450			
220	6.3x6.0	0.44	230	6.3x7.7	0.34	280	6.3x7.7	0.34	280	8x10.2	0.17	450	→			10x7.7	0.17	450			
330	6.3x7.7	0.34	280	8x10.2	0.17	450	8x10.2	0.17	450	8x10.2	0.17	450	8x10.2	0.17	450	10x10.2	0.090	670	12.5x13.5	0.14	620
390				→			10x7.7	0.17	450												
470	8x10.2	0.17	450	8x10.2	0.17	450	8x10.2	0.17	450	10x10.2	0.090	670	12.5x13.5	0.066	900						
680	8x10.2	0.17	450	→			10x10.2	0.090	670				12.5x13.5	0.066	900						
1000	8x10.2	0.17	450	10x10.2	0.090	670				12.5x13.5	0.066	900				16x16.5	0.078	790			
1500	10x10.2	0.090	670				12.5x13.5	0.066	900				16x16.5	0.052	1250						
2200				12.5x13.5	0.066	900				16x16.5	0.052	1250									
3300	12.5x13.5	0.066	900				16x16.5	0.052	1250												
4700				16x16.5	0.052	1250															
6800	16x16.5	0.052	1250																		

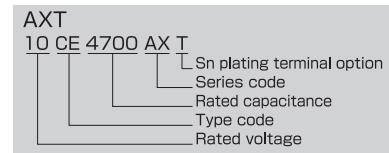
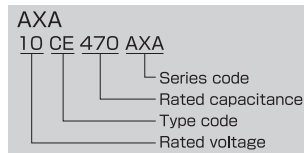
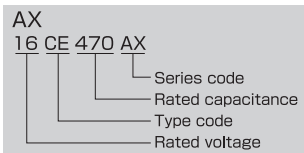
→Please use the higher voltage model in the next. Please refer to page 15 for ripple current frequency coefficients.

Case size: ϕ DxL (mm)
10x7.7:CE-AXA
16x16.5:CE-AXT

Impedance(Ω)
max at 100kHz, 20°C

Rated ripple current
mA rms (100kHz, 105°C)

Part number



Surface Mount Type
Aluminum Electrolytic Capacitors

- CE-BE
- CE-BD
- CE-BS
- CE-BSS
- CE-FE
- CE-LD
- CE-FSS
- CE-FS
- CE-FH
- CE-LH
- CE-AX**
- CE-KX
- CE-GA
- CE-LS
- CE-ZX
- CE-ZC
- CE-LX
- CE-LL
- CE-LH(High Voltage)
- CE-PC
- CE-PH
- CE-PS
- CE-PF
- CE-TH
- CE-JX
- CE-NP
- CE-FN
- ME-SWB
- ME-UZ·SZ
- ME-UAX·SAX
- ME-SWG
- ME-HC
- ME-LS
- ME-CZ
- ME-CA
- ME-CX
- ME-AX
- ME-WX
- ME-WA
- ME-WL
- ME-WG
- ME-FX
- ME-FH
- ME-PX
- ME-HPC·HPD
- ME-FC·FD
- ME-SWN
- ME-HWN