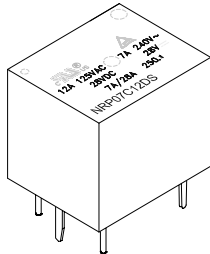
 <p>Industrial & Electrical Components</p>	<p>Miniature PCB Relay</p>	<p>Part No. NRP-07 NCRP-07</p>
---	--------------------------------	--



Compact size with universal footprint
High contact capacity: 12A
UL/C-UL recognized
Sealed type available

CONTACT

Arrangement	1A/1B/1C
Contact Material	Silver Alloy
Contact Resistive	Max.: 100 mΩ
Rating	12A 120VAC
Resistive load (cosφ=1)	10A 28VDC 7A 250VAC
Max. Switching Voltage	250VAC / 30VDC
Max. Switching Power	1250VA / 280W
Expected life	
Mechanical	1×10 ⁷
Electrical	1×10 ⁵

CHARACTERISTICS

Operate Time	8msec. Max.
Release Time	5msec. Max.
Initial breakdown voltage	
Between Coil & Contact	1500VAC (50/60Hz)for 1 min.
Between Open Contacts	750VAC (50/60Hz)for 1 min.
Insulation Resistance	Min.100MΩ (500 VDC)
Ambient temperature	-40 ~ +85
Unit weight	9g

TYPICAL APPLICATION

- 1) Home appliances: conditioner,hearter,etc.
- 2) Auomotive: Power-windows,car antenna,door lock,etc.

ORDERING INFORMATION

e.g

NRP - 07 - C - 12D - S

Series: Miniature p.c.b relay

Part No.

Contact Form:

C=1C/O; A = N/O; B= N/C

Coil Voltage: 12D= 12Vdc

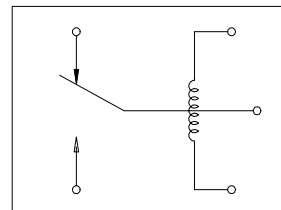
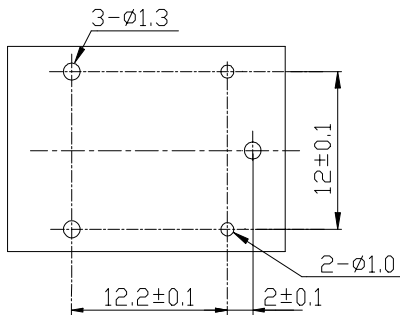
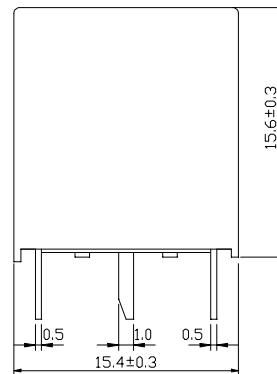
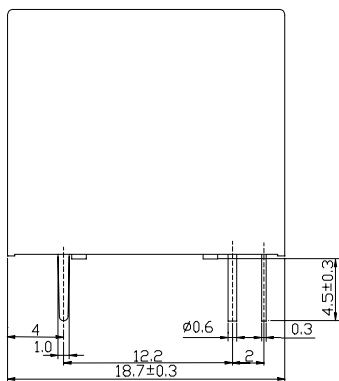
S= Sealed type

COIL DATA (at 20)

Nominal Voltage (VDC)	Pick-up Voltage VDC(Max)	Drop-out Voltage VDC(Min)	Coil Resistance (Ω) $\pm 10\%$	Nominal operating Power (W)	Max.Allowable Voltage
3	2.25	0.15	25	0.36	130% of nominal Voltage
5	3.75	0.25	69		
6	4.50	0.30	100		
9	6.75	0.45	225		
12	9.00	0.60	400		
24	18.00	1.20	1600		
48	36.00	2.40	6400		

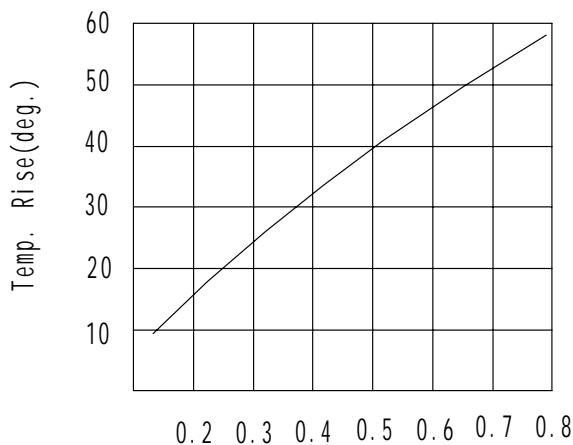
DIMENSIONS

Unit: mm



REFERENCE DATA

Coil temp. rise



Life Expectancy

