

# Primary lithium battery

## LST 14500

3.6 V Primary lithium-thionyl chloride (Li-SOCl<sub>2</sub>)  
 High energy density  
 AA-size bobbin cell



### Benefits

- High voltage response, stable during most of the lifetime of the application
- Wide operating temperature range [-60°C/+85°C]
- Easy integration in compact system

### Key features

- Hermetic glass-to-metal sealing
- Non-flammable electrolyte
- Compliant with EN 50020 intrinsic safety standard
- Low self-discharge rate (less than 1% after 1 year of storage at +20°C)
- Underwriters Laboratories (UL) Component Recognition (File Number MH 12802)
- Non-restricted for transport
- Made in UK

### Main applications

- Utility metering
- Automatic meter reading
- Alarms and security devices
- Tollgate systems
- Memory back-up
- Tracking systems
- Automotive electronics
- Professional electronics

### Cell size references

UM3 - R6 - AA

### Electrical characteristics

*(typical values relative to cells stored for one year or less at +30°C max.)*

Nominal capacity <i>(at 1 mA +20°C 2.0 V cut off. The capacity restored by the cell varies according to current drain, temperature and cut off)</i>	2.45 Ah
Open circuit voltage (at +20°C)	3.67 V
Nominal voltage (at 0.2 mA +20°C)	3.6 V

Pulse capability: Typically up to 280 mA  
*(280 mA/D.1 second pulses, drained every 2 mn at +20°C from undischarged cells with 10 µA base current, yield voltage readings above 3.0 V. The readings may vary according to the pulse characteristics, the temperature, and the cell's previous history. Fitting the cell with a capacitor may be recommended in severe conditions. Consult Saft)*

Continuous current permitting 50% of the nominal capacity to be achieved at +20°C with 2.0 V cut off. <i>(Higher currents possible, consult Saft)</i>	45 mA
--	-------

Storage <i>(recommended)</i> <i>(for more severe conditions, consult Saft)</i>	+30°C (+86°F) max
--	-------------------

Operating temperature range <i>(Operation above ambient T may lead to reduced capacity and lower voltage readings at the beginning of pulses. Consult Saft)</i>	-60°C/+85°C (-76°F/+185°F)
--	-------------------------------

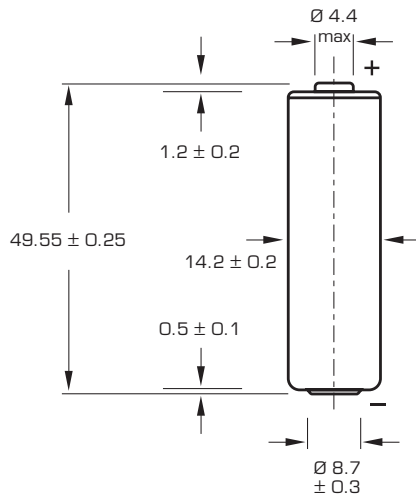
### Physical characteristics

Diameter (max)	14.4 mm (0.57 in)
Height (max)	49.8 mm (1.97 in)
Typical weight	17.4 g (0.6 oz)
Li metal content	approx. 0.7 g

Available termination suffix	
CN, CNR	radial tabs
2 PF, 3 PF, 3 PF RR, 4 PF	radial pins
CNA (AX)	axial leads
FL	flying leads...etc.



# LST 14500



Dimensions in mm.

## Storage

- The storage area should be clean, cool (not exceeding +30°C), dry and ventilated.

## Warning

- Fire, explosion and severe burn hazard.
- Do not recharge, short circuit, crush, disassemble, heat above 100°C (212°F), incinerate, or expose contents to water.
- Do not solder directly to the cell; use tabbed versions instead.

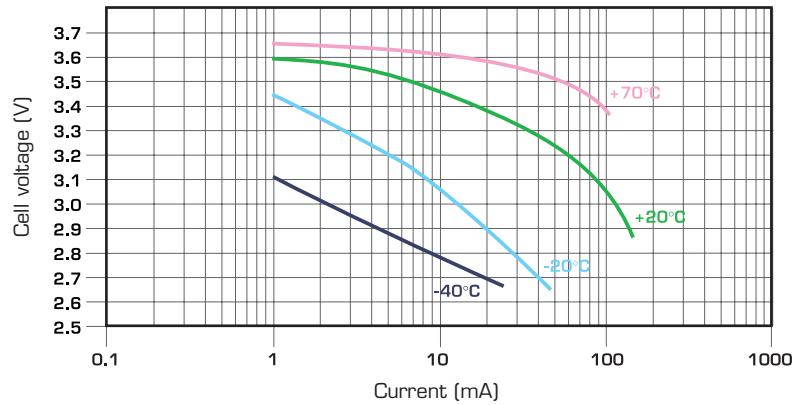
## Saft

### Specialty Battery Group

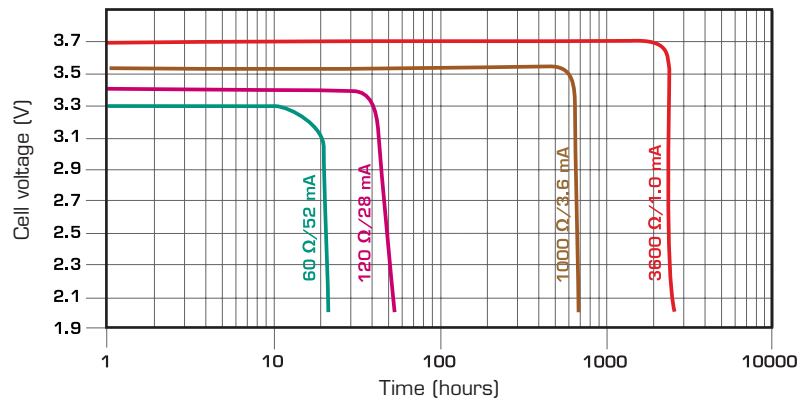
12, rue Sadi Carnot  
93170 Bagnolet - France  
Tel +33 (0)1 49 93 19 18  
Fax +33 (0)1 49 93 19 69

River Drive, South Shields  
Tyne & Wear, NE33 2TR - UK  
Tel +44 (0)191 456 1451  
Fax +44 (0)191 456 6383

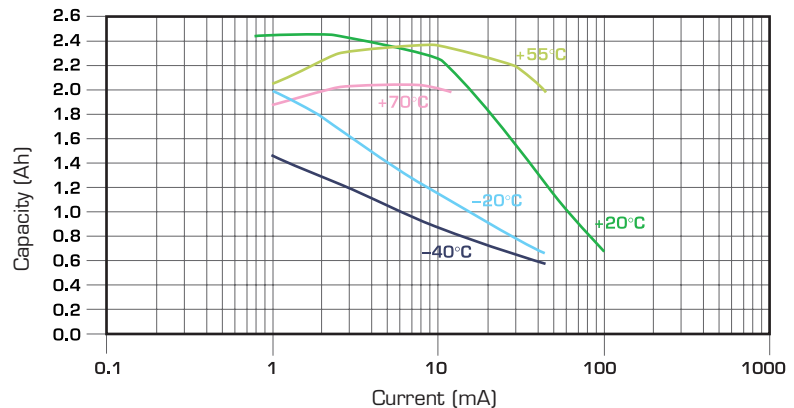
[www.saftbatteries.com](http://www.saftbatteries.com)



Voltage plateau versus Current and Temperature (at mid-discharge)



Typical discharge profiles at +20°C



Restored Capacity versus Current and Temperature (2.0 V cut off)

Doc. N° 31065-2-0306

Information in this document is subject to change without notice and becomes contractual only after written confirmation by Saft.

For more details on primary lithium technologies please refer to Primary Lithium Batteries Selector Guide Doc N° 31048-2.

Published by the Communications Department.

Photo credit: Saft.

Société anonyme au capital de 31 944 000 €  
RCS Bobigny B 383 703 873

Produced by Arthur Associates.






**SAFT**



## STANDARD SPECIFICATION

Non-rechargeable Li-SOCl<sub>2</sub> cell

LST 14500 Type

	Name	Position	Date	Signature
Written by	A. Kerouanton	Lithium Product Manager	03/06	
Checked by	S. Charlton	Lithium Product Specification Mgr	03/06	
	O. Girard	Industrial & Technical Director	03/06	
Approved by	H. Drehmer	Lithium Sales Director	03/06	

Issued by	A. Kerouanton	A. Kerouanton	A. Kerouanton	A. Kerouanton	A. Kerouanton
Date	12/02	10/03	11/04	02/05	03/06
Edition Nr	1	2	3	4	5

# LST 14500

Page 1  
March 2006  
N° 8801 Ed. 5



## RECORD OF REVISIONS

REVISION DATE	EDITION NUMBER	REVISION PAGE	MODIFICATIONS
12/2002	1	All	Creation
10/2003	2	3 § 2C 3 § 2D 6 § 6c 7 § 8 11 to 16	On 1.2 k $\Omega$ /3 mA → on 1.7 k $\Omega$ /2 mA Max. recommended continuous current 120 mA → 100 mA 85°C → 100°C On 1200 $\Omega$ → on 1700 $\Omega$ Adjusted cell dimensions
11/2004	3	3 § 2E	Pulse current capability 25 mA → 280 mA
02/2005	4	3 § 2C 5 & 6 7 § 8	Nominal current on 1.7 k $\Omega$ /2 mA → on 3.6 k $\Omega$ /1 mA ATEX Certification Capacity on 1700 $\Omega$ → 3600 $\Omega$
03/2006	5	3 § 2C 3 § 2D 5 § 4D & 6 § 7 7 § 8 10 § 12A & 11	Nominal capacity 2.25 Ah → 2.45 Ah Max. recommended continuous current 100 mA → 45 mA References Transport Regulations updated Guaranteed capacity 2.05 Ah / 2.00 Ah → 2.25 Ah / 2.20 Ah CNR finish: material mistake corrected: Ni-plated steel → Ni



## 1. Subject

This specification presents typical and guaranteed ex-works values for the Lithium-Thionyl Chloride (Li-SOCl<sub>2</sub>) cell type LST 14500 (IEC standard R6, ANSI standard AA).

This cell is intended for high energy applications, requesting good voltage response and operating life in - 60 /+ 85°C environments.

## 2. Typical values

### A. Designation

LST 14500

### B. Nominal voltage

3.6 V (on 18 kΩ/0.1 mA at + 20°C).

### C. Nominal capacity

2.45 Ah (on 3.6 kΩ/1 mA, at + 20°C, cut-off voltage 2 V).

*(The capacity returned by the cell varies according to the current drain, the temperature and the voltage cut-off).*

### D. Maximum recommended continuous current

45 mA

*(to get 50 % of the nominal capacity at + 20 °C to a 2 V cut-off. Higher currents are possible. Consult Saft).*

### E. Pulse current capability

Typically up to 280 mA (280 mA/0.1 second pulses, drained every 2 mn at + 20°C from undischarged cells with 10 μA base current, yield voltage readings above 3.0 Volts). The cell voltage response varies according to pulse characteristics (frequency, duration), temperature, cell history (storage conditions prior to usage) and the application's acceptable minimum voltage. *Consult Saft for case by case study.*

The use of parallel capacitor to enhance the voltage during the first tens of millisecond of the pulses might be recommended. *Consult Saft.*



## **F. Operating temperature range**

- 60/+ 85°C

(short excursions up to + 120°C possible without leakage but external sleeve deterioration may occur above 100°C).

*(Operation above ambient temperature may lead to reduced capacity and lower voltage readings at the beginning of pulses).*

## **G. Typical weight**

17.4 grams.

## **3. Construction and visual aspect**

### **A. Construction**

The LST 14500 cell is constructed according to the concentric electrodes "bobbin" technology.

A glass-to-metal seal ensures the hermeticity of the cell ( $\leq 10^{-7}$  atm.cc/sec under 1 atm He).

### **B. Visual aspect**

When inspected by eye, the LST 14500 cell should not show any trace of dents, swelling, corrosion or electrolyte leakage. Marking should be readable.

## **4. Environment and mechanical tests**

### **A. Altitude simulation**

The LST 14500 cell complies with the UN\*\* and IEC\*\*\* tests which consist of storage at +20°C for at least 6 hours under an absolute pressure of 11.6 kPa ( $\approx 15,240$  m altitude) without any leakage, fire, vent or explosion.

### **B. Free fall**

The LST 14500 cell complies with the IEC\*\*\* test which consists of 2 drops/plane (6 in total, samples randomly oriented) onto a concrete floor from an height of 1.0 m without any leakage, vent, explosion or fire.



### C. Vibration

The LST 14500 cell complies with the UL\* and IEC\*\*\* tests which consist of the following:

- Frequency span : 10 to 55 Hz.
- Peak to peak amplitude : 1.6 mm.
- Test duration :  $95 \pm 5$  mm per axis.

Test carried out on three perpendicular axes. The cell must retain its operational characteristics and normal visual aspect.

### D. Mechanical shock

The LST 14500 cell complies with the UL\* and IEC\*\*\* tests which consist in performing the following:

- Average acceleration : 75 g.
- Maximum acceleration : 125 - 175 g.

Shocks applied to each of the three perpendicular axes. The cell must retain its operational characteristics and normal visual aspect.

#### Safety standards mentioned:

- |            |  |
|------------|--|
| *UL        | Underwriters Laboratories Inc.<br>"Standard for Lithium Batteries" – UL 1642 – Third Edition – 1995  |
| **UN       | Secretariat of the United Nations<br>"Model Regulations on the Transport of Dangerous Goods"<br>Ref. ST/SG/AC.10/1 – Revision 13 – 2003<br>+ "Manual of Tests and Criteria"<br>Ref. ST/SG/AC.10/11 – Revision 4 – 2003 |
| ***IEC     | International Electrotechnical Commission<br>International safety standard for lithium batteries<br>"IEC-CEI 86-4" – Second Edition – 2000   |
| EN-CENELEC | "Electrical apparatus for potentially explosive atmospheres – Section EN 50020 - Intrinsic Safety" – 2002.   |



## 5. Storage

Before use the LST 14500 cell should be stored in dry and cool conditions, at a temperature preferably not exceeding + 30°C.

*Storage at higher temperature is possible but it may affect later the cell capacity and its ability to show good start up voltage characteristics.*

## 6. Safety

We advise, during use of the LST 14500 cell, the following precautions should be observed:

- a) Do not remove the cells from their original packing before use.
- b) Do not store the cells in bulk in order to avoid accidental short circuiting.
- c) Do not heat above 100°C or incinerate.
- d) Do not disassemble.
- e) Do not recharge.
- f) Do not solder directly on the cell. (*use tabbed cell finish versions instead*).
- g) Do not mix new and used cells or cells from different origins.
- h) Respect the polarities of the cell.

The LST 14500 cell is recognized as "Technician Replaceable" by the Underwriters Laboratories Inc. under the file number MH 12802.

The LST 14500 cell complies with the requirements of the EN 50020 "Intrinsic Safety" Standard (temperature Class T5) which is a prerequisite for integration within devices due to operate in potentially explosive atmospheres. (In Europe, such devices need to be compliant with the Directive 94/9/EC, commonly known as the "Atex Directive").

## 7. Transport

The LST 14500 cell has demonstrated an ability to pass the safety tests listed in the United Nations "Recommendations on the Transport of Dangerous Goods – Manual of Tests and Criteria" Reference ST/SG/AC.10/11 Revision 4 – 2003.

Hence, and in accordance with the United Nations "Model Regulations on the Transport of Dangerous Goods" Reference ST/SG/AC.10/1 – Revision 13 – 2003, the LST 14500 cell, which contains less than 1 gram of lithium metal, is declared as **non-restricted to transport and non-assigned to Class 9**.





## 8. Guaranteed minimum values

	Initial <sup>*</sup>	Up to 12 months storage <sup>**</sup> in the recommended + 30 °C max. conditions
<b>Open Circuit Voltage (OCV)</b>	3.640 V	3.640 V
<b>On Load Voltage</b> (after 6 seconds on $56 \Omega \pm 1 \%$ at + 20°C) (I $\approx$ 55 mA)	3.10 V	2.90 V
<b>Capacity</b> (on $3600 \Omega \pm 1 \%$ at + 20°C 2 V cut-off)	2.25 Ah	2.20 Ah

## 9. Incoming inspection

Prior to release from factory, the LST 14500 cell is 100 % inspected for Open Circuit Voltage (OCV) and On Load Voltage.

The capacity, visual aspect and dimensions are checked by sampling.

In case of incoming inspection, Saft recommends the following:

### A. Sampling standards

French	British	German	American	ISO
NFX 06-022 NFX 06-023	BS 6001 BS 6002	DIN 40080 DIN ISO 3951	MIL STD 10 5D MIL STD 414	2859 3951

\* Initial : Within one month following the date code printed on the sleeve.

\*\* Following the date code printed on the sleeve.



## B. Acceptable Quality Levels (AQL)

Cell lot size	Sampling size	AQL
1 – 3 200	32	0.4 %
3 201 – 10 000	50	0.25 %
> 10 000	80	0.15 %

## 10. Labelling

The external surface of the LST 14500 cell displays the following:

SAFT      LITHIUM      LST 14500      Made in U.K.      3.6V      +/- polarities

UL logo      Safety warning      Crossed-out wheeled refusal bin logo

Cell finish date code with year/day.

**Example:**

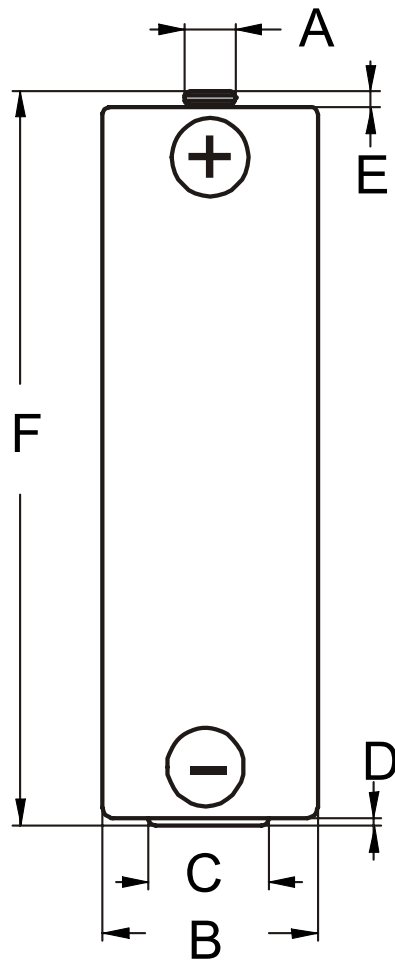
**05 097**

*(cell finished the 97<sup>th</sup> day of year 2005)*

**11. Untabbed/sleeved cell external dimensions**

(dimensions in mm)

P/N T06/8AA.1



LST 14500	A	B	C	D	E	F
	4.4 maxi	14.2 ± 0.2	8.7 ± 0.3	0.5 ± 0.1	1.2 ± 0.2	49.55 ± 0.25



## 12. Main cell finish versions

### A. LST 14500 CNR

(version with 2 rectangular nickel radial tabs running in the same direction)

P/N T06/8AA.10

### B. LST 14500 2PF

(version with 2 nickel-plated steel radial tabs featuring 1 prong on each side)

P/N T06/8AA.6

### C. LST 14500 3PF

(version with 2 nickel-plated steel radial tabs featuring 2 prongs on + side and 1 prong on – side)

P/N T06/8AA.11

### D. LST 14500 3PF RP

(version with 2 nickel-plated steel radial tabs featuring 2 prongs on - side and 1 prong on + side)

P/N T06/8AA.9

### E. LST 14500 CNR OP

(version with 2 rectangular nickel-plated steel radial tabs running in opposite directions)

P/N T06/8AA.2

### F. LST 14500 CNA

(version with 2 tinned-copper axial leads)

P/N T06/8AA.8

See corresponding drawings on the following pages.

Other finish versions are available on request. Consult Saft

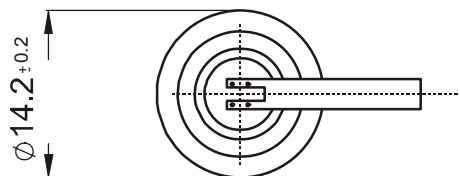
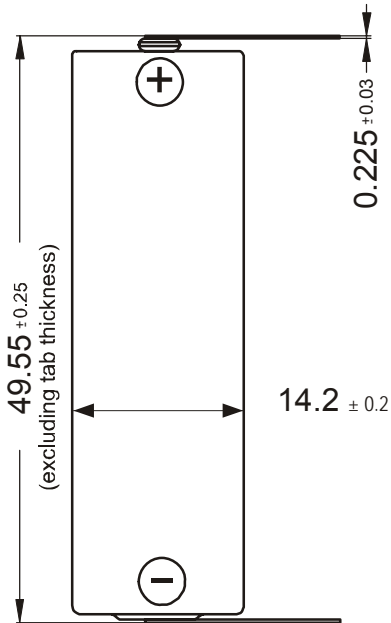
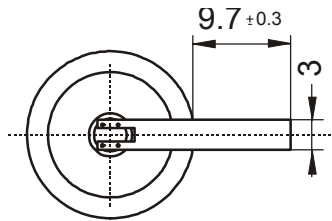


LST 14500 CNR

P/N T06/8AA.10

(dimensions in mm)

**Version with 2 rectangular nickel radial tabs  
running in the same direction**



**LST 14500**

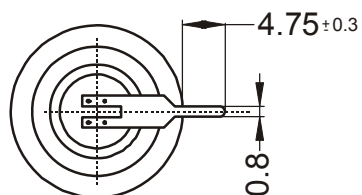
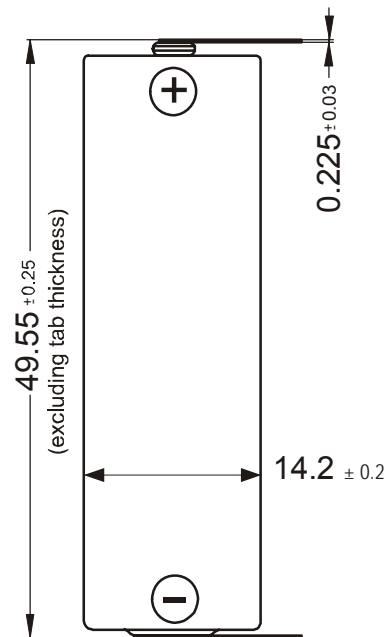
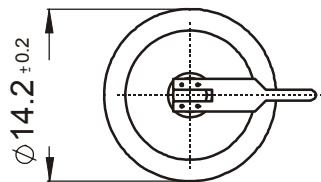


LST 14500 2PF

P/N T06/8AA.6

(dimensions in mm)

Version with 2 nickel-plated steel radial tabs featuring 1 prong on each side



**LST 14500**

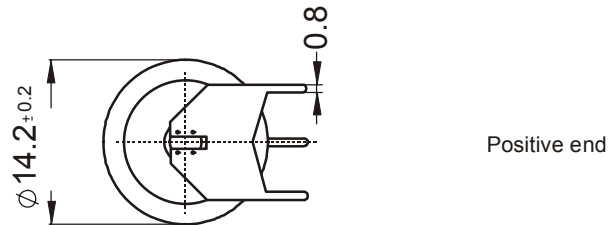


LST 14500 3PF

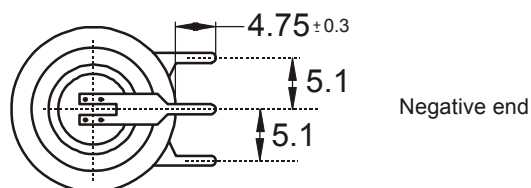
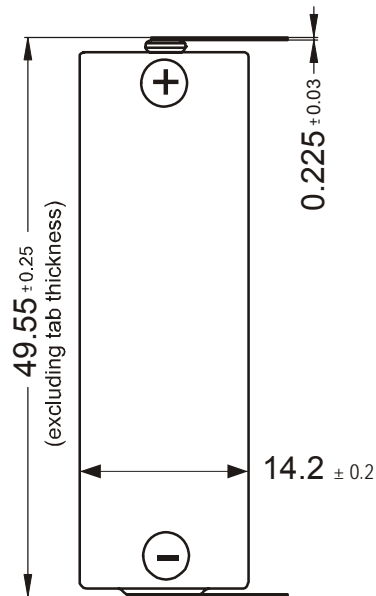
P/N T06/8AA.11

(dimensions in mm)

**Version with 2 nickel-plated steel radial tabs  
featuring 2 prongs on + side and 1 prong on - side**



Positive end



Negative end

**LST 14500**



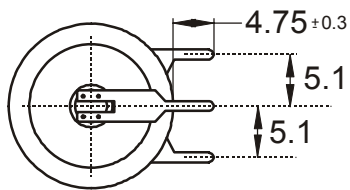
**SAFT**

**LST 14500 3PF RP**

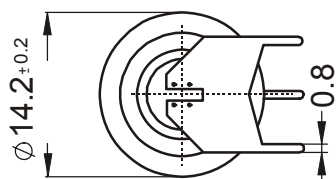
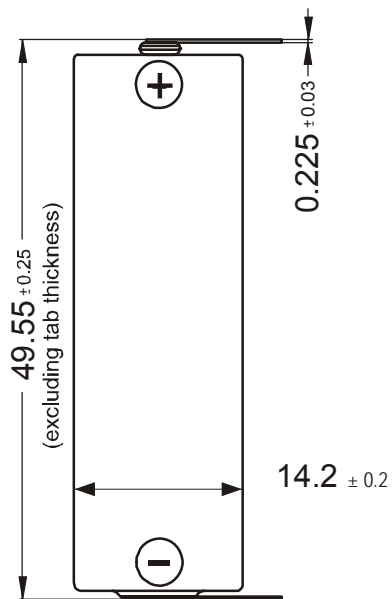
**P/N T06/8AA.9**

(dimensions in mm)

**Version with 2 nickel-plated steel radial tabs  
featuring 2 prongs on - side and 1 prong on + side**



Positive end



Negative end

**LST 14500**

Page 14  
March 2006  
N° 8801 Ed. 5



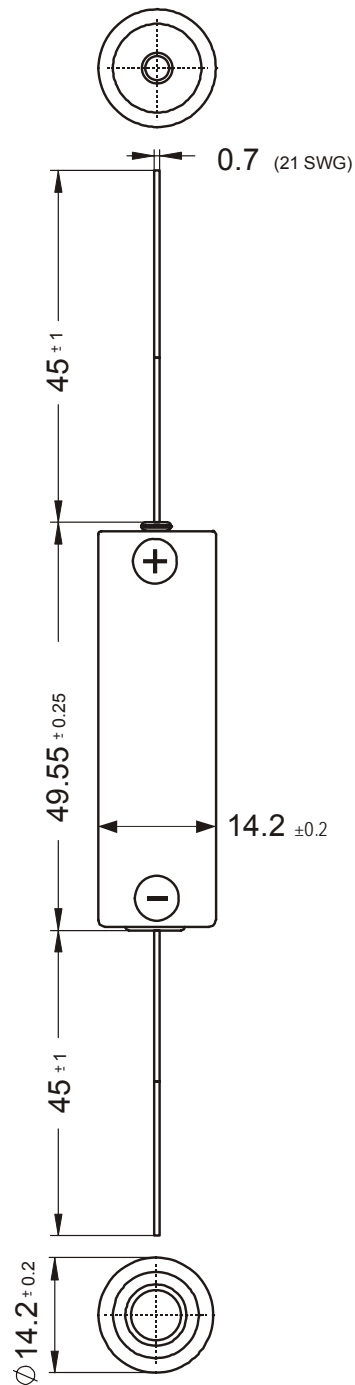


LST 14500 CNA

P/N T06/8AA.8

(dimensions in mm)

Version with 2 tinned-copper axial leads



**LST 14500**

Page 15  
March 2006  
N° 8801 Ed. 5

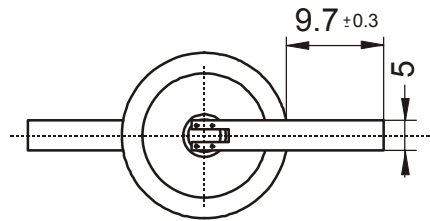


LST 14500 CNR OP

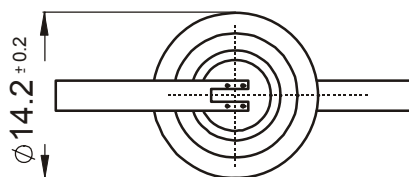
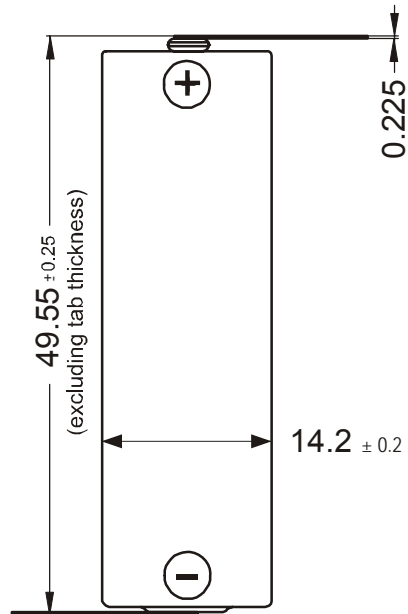
P/N T06/8AA.2

(dimensions in mm)

Version with 2 rectangular nickel-plated steel radial tabs running in opposite directions



Positive end



Negative end

LST 14500

Page 16  
March 2006  
N° 8801 Ed. 5