


TOTAL POWER INT'L

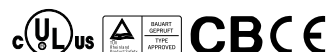
45W Single Output Industrial DIN Rail Power Supply

DR-45 series



■ Features :

- Universal AC input/Full range
- Protections:Short circuit/Over load/Over voltage/Over temperature
- Cooling by free air convection
- Can be installed on DIN rail TS-35/7.5 or 15
- UL 508(industrial control equipment)approved
- LED indicator for power on
- 100% full load burn-in test
- Fix switching frequency at 100KHz
- 3 years warranty

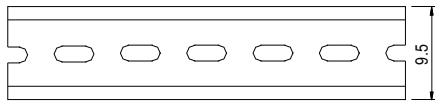
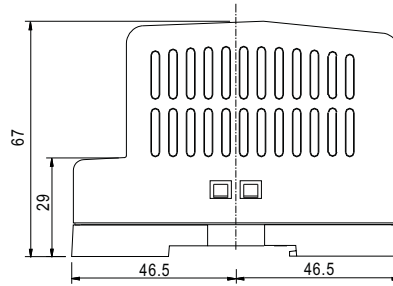


SPECIFICATION

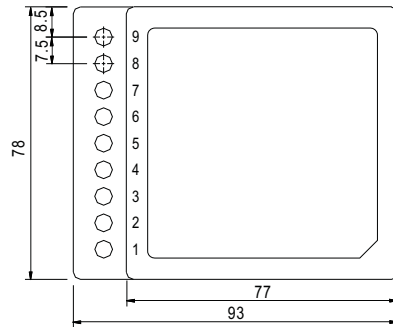
| MODEL | DR-4505 | DR-4512 | DR-4515 | DR-4524 | |
|------------------------|---|--|--------------|----------------|--------------|
| OUTPUT | DC VOLTAGE | 5V | 12V | 15V | 24V |
| | RATED CURRENT | 5A | 3.5A | 2.8A | 2A |
| | CURRENT RANGE | 0 ~ 5A | 0 ~3. 5A | 0 ~ 2.8A | 0 ~ 2A |
| | RATED POWER | 25W | 42W | 42W | 48W |
| | RIPPLE & NOISE (max.) Note.2 | 100mVp-p | 200mVp-p | 240mVp-p | 480mVp-p |
| | VOLTAGE ADJ. RANGE | 4.75 ~ 5.5V | 10.8 ~ 13.2V | 13.5 ~ 16.5V | 21.6 ~ 26.4V |
| | VOLTAGE TOLERANCE Note.3 | ±2.0% | ±1.0% | ±1.0% | ±1.0% |
| | LINE REGULATION | ±1.0% | ±1.0% | ±1.0% | ±1.0% |
| | LOAD REGULATION | ±1.0% | ±1.0% | ±1.0% | ±1.0% |
| SETUP, RISE, HOLD TIME | 800ms, 60ms, 50ms/230VAC at full load | | | | |
| INPUT | VOLTAGE RANGE | 85 ~ 264VAC 120 ~ 370VDC | | | |
| | FREQUENCY RANGE | 47~63Hz | | | |
| | EFFICIENCY (Typ.) | 72% | 77% | 77% | 80% |
| | AC CURRENT | 1.5A/115VAC 0.75A/230VAC | | | |
| | INRUSH CURRENT (max.) | COLD START 30A/115VAC 60A/230VAC | | | |
| | LEAKAGE CURRENT | <1mA / 240VAC | | | |
| PROTECTION | OVER LOAD | 105 ~ 150% rated output power Protection type : Constant current limiting, recovers automatically after fault condition is removed | | | |
| | OVER VOLTAGE | 5.75 ~ 6.75V | 13.8 ~ 16.2V | 17.25 ~ 20.25V | 27.6 ~ 32.4V |
| | OVER TEMPERATURE | Tj 135°C typically (U1) Detect on heat sink of power transistor Protection type : Shut down o/p voltage, recovers automatically after temperature goes down | | | |
| ENVIRONMENT | WORKING TEMP. | -10 ~ +50°C (Refer to output load derating curve) | | | |
| | WORKING HUMIDITY | 20 ~ 90% RH non-condensing | | | |
| | STORAGE TEMP., HUMIDITY | -20 ~ +85°C, 10 ~ 95% RH | | | |
| | TEMP. COEFFICIENT | ±0.03%/°C (0 ~ 50°C) | | | |
| | VIBRATION | 10 ~ 500Hz, 2G 10min./1cycle, period for 60min. each along X, Y, Z axes | | | |
| SAFETY & EMC (Note 4) | SAFETY STANDARDS | UL508, TUV EN60950 Approved | | | |
| | WITHSTAND VOLTAGE | I/P-O/P:3KVAC I/P-FG:1.5KVAC O/P-FG:0.5KVAC | | | |
| | ISOLATION RESISTANCE | I/P-O/P, I/P-FG, O/P-FG:100M Ohms/500VDC | | | |
| | EMI CONDUCTION & RADIATION | Compliance to EN55011,EN55022 (CISPR22) Class B | | | |
| | HARMONIC CURRENT | Compliance to EN61000-3-2,-3 | | | |
| | EMS IMMUNITY | Compliance to EN61000-4-2,3,4,5,6,8,11, ENV50204, EN55024, EN61000-6-2 (EN50082-2) Heavy industry level, criteria A | | | |
| OTHERS | MTBF | 364.6K hrs min. MIL-HDBK-217F (25°C) | | | |
| | DIMENSION | 93*78*67mm (L*W*H) | | | |
| | PACKING | 0.31Kg; 48pcs/14.8Kg/1.3CUFT | | | |
| NOTE | <ol style="list-style-type: none"> 1. All parameters NOT specially mentioned are measured at 230VAC input, rated load and 25°C of ambient temperature. 2. Ripple & noise are measured at 20MHz of bandwidth by using a 12" twisted pair-wire terminated with a 0.1uf & 47uf parallel capacitor. 3. Tolerance : includes set up tolerance, line regulation and load regulation. 4. The power supply is considered a component which will be installed into a final equipment. The final equipment must be re-confirmed that it still meets EMC directives. | | | | |

Mechanical Specification

Case No. 918A Unit:mm



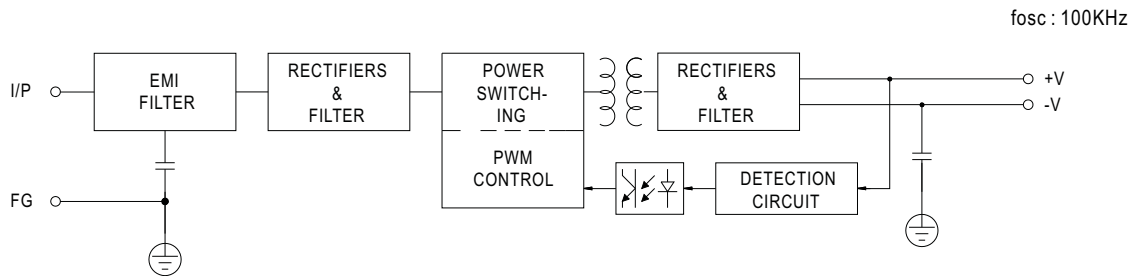
Install DIN rail TS35/7.5 or TS35/15



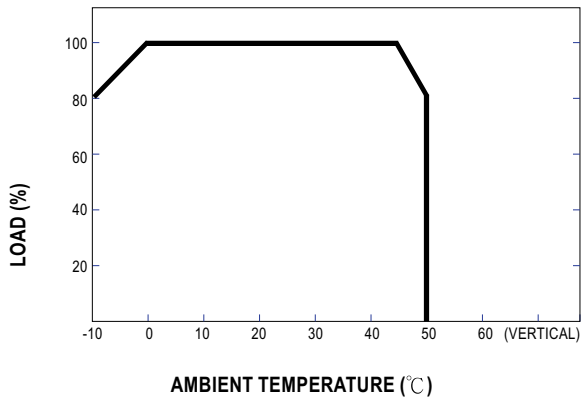
Terminal Pin. No Assignment

| Pin No. | Assignment | Pin No. | Assignment |
|---------|--------------|---------|-------------|
| 1 | AC/L | 6,7 | DC OUTPUT+V |
| 2 | AC/N | 8 | LED |
| 3 | FG ⊕ | 9 | +V ADJ. |
| 4,5 | DC OUTPUT -V | | |

Block Diagram



Output Derating



Static Characteristics (24V)

