

FTSH-125-01-L-DV-EJ



FTSH-120-02-F-DV

Surface  
**SMT**  
Mount

# .050" MICRO HEADER FTSH SERIES

## SPECIFICATIONS

For complete specifications and recommended PCB layouts see [www.samtec.com?FTSH](http://www.samtec.com?FTSH)

### Insulator Material:

Black Liquid Crystal Polymer

### Terminal Material:

Phosphor Bronze

### Plating:

Sn or Au over 50µ" (1,27µm) Ni

### Current Rating:

1.75A @ 80°C ambient

### Operating Temp Range:

-55°C to +125°C

### RoHS Compliant:

Yes

### Processing:

#### Max Processing Temp:

230°C for 60 seconds, or 260°C for 20 seconds 3x

#### Lead-Free Solderable:

Yes

#### SMT Lead Coplanarity:

-MT & -DV Tail Option: (0,10mm) .004" max (02-25)

-MT & -DH Tail Option: (0,15mm) .006" max (26-50)



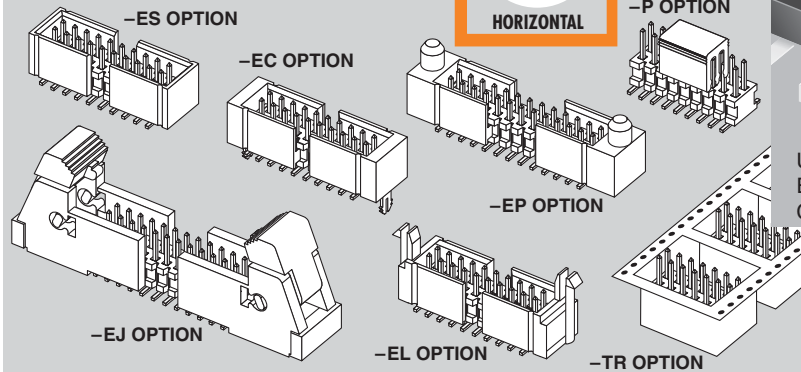
Mates with:  
FFSD, CLP, FLE,  
SFMC, SFMH

## APPLICATIONS

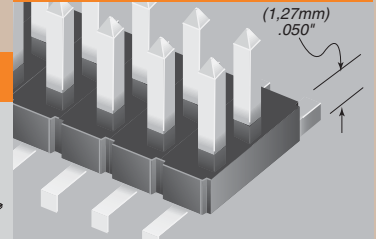


HORIZONTAL

## OPTIONS



## ALSO AVAILABLE



Ultra-low profile option available. End Shrouds available. Call for FTS Series specifications.

## APPLICATION SPECIFIC OPTION

Molded Pick & Place pads, latches and straddle mount leads available. Call Samtec.

FTSH

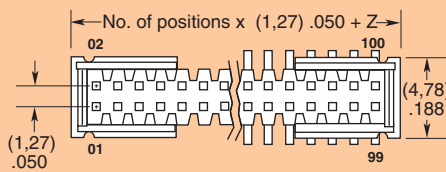
1

NO. PINS PER ROW

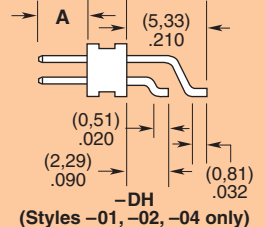
LEAD STYLE

02 thru 50

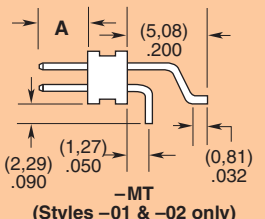
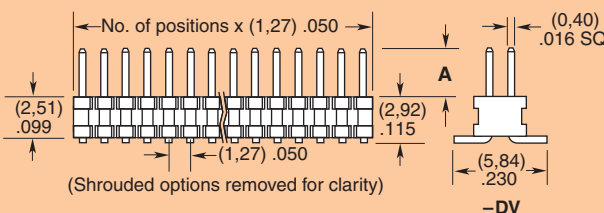
- 01 = (3,05) .120" Post (Mates with FFSD, FLE)
- 02 = (1,91) .075" Post (Mates with FLE)
- 03 = (1,65) .065" Post (Mates with CLP -D)
- 04 = (3,81) .150" Post (Mates with SFMC, SFMH)



LEAD STYLE	A
-01	(3,05) .120
-02	(1,91) .075
-03	(1,65) .065
-04	(3,81) .150



OPTION	Z
-ES	(2,57) .101
-EJ	(15,77) .621
-EC	(3,33) .131
-EP	(5,87) .231
-EL	(6,53) .257



**TAPE & REEL AVAILABILITY**

No tooling charges.  
Minimum order is the lesser of a full reel quantity or 125 pieces.  
Order any quantity above minimum.  
In-house design, manufacture.  
Quick turn-around.

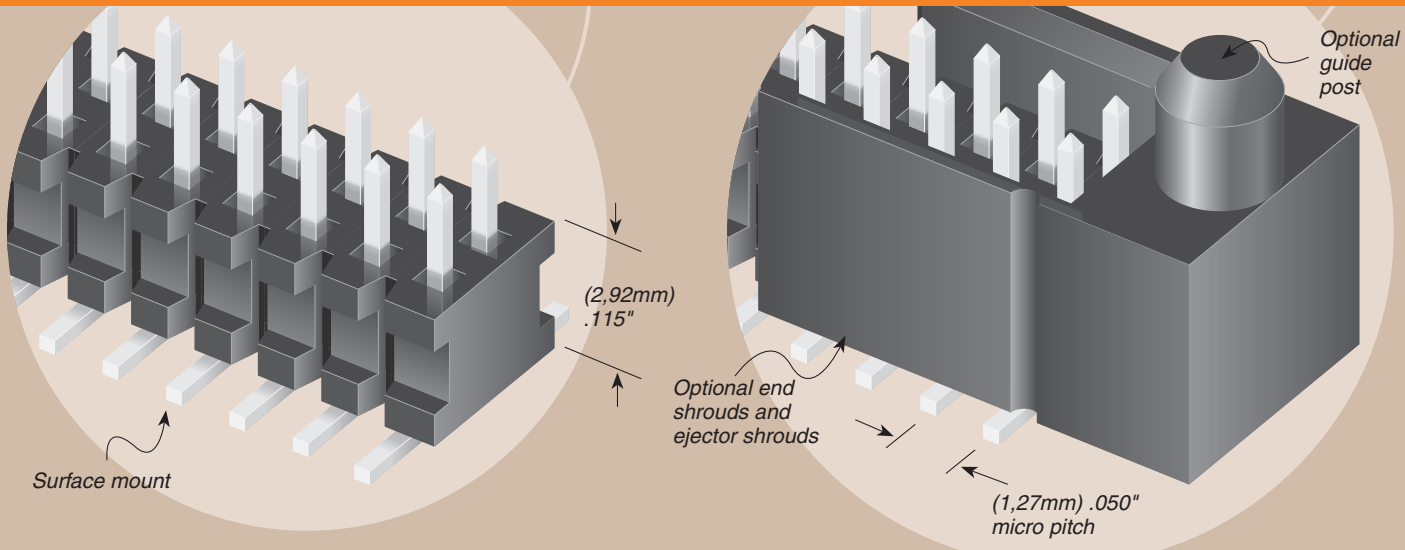
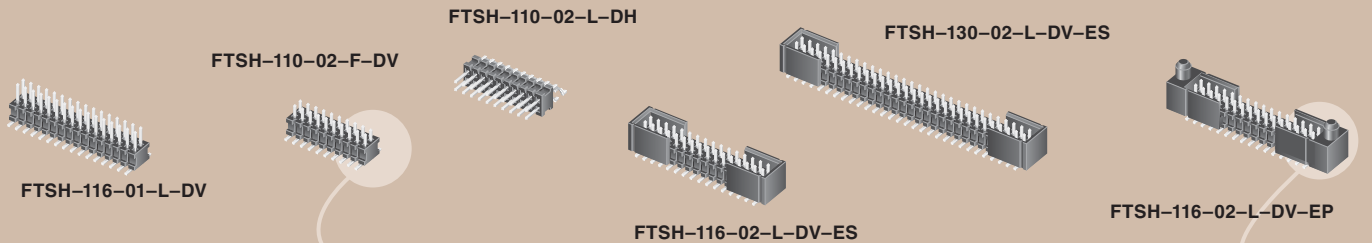
Call Samtec for specifications and ordering information.

**Note:** Some sizes, styles and options are non-standard, non-returnable.

**Note:** See SFM/TFM for positive alignment feature.

Due to technical progress, all designs, specifications and components are subject to change without notice.

[WWW.SAMTEC.COM](http://WWW.SAMTEC.COM)



**PLATING OPTION**

- L**  
= 10µ" (0,25µm) Gold on post, Matte Tin on tail
- F**  
= Gold flash on post, Matte Tin on tail

**TAIL OPTION**

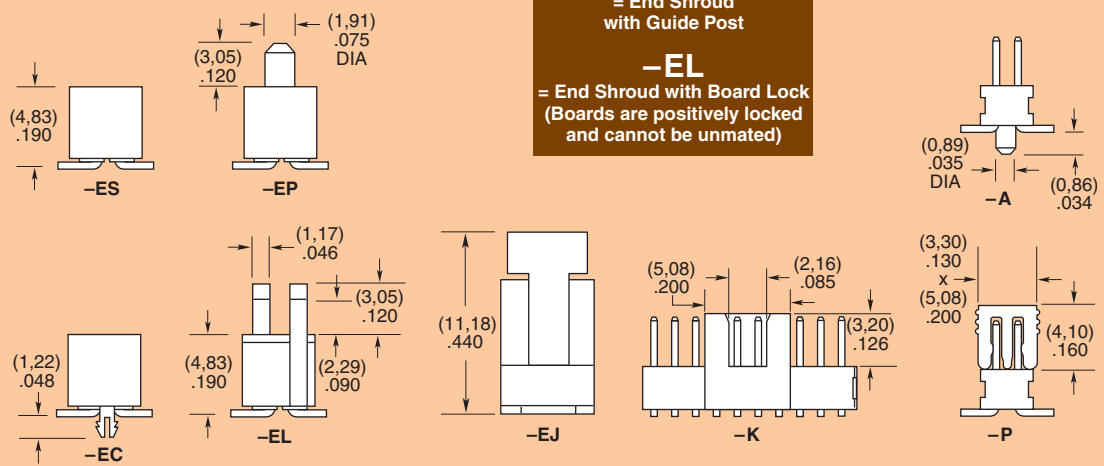
- DV**  
= Double Vertical
- DH**  
= Double Horizontal (Styles -01, -02 & -04 only)
- MT**  
= Mixed Technology (Styles -01, -02 & -04 only)

**FLEX SHROUD OPTIONS**

- (Style -02 & -03 only, -DH not available)  
9 pins/row minimum
- ES**  
= End Shroud
- EC**  
= End Shroud with Locking Clip
- EP**  
= End Shroud with Guide Post
- EL**  
= End Shroud with Board Lock (Boards are positively locked and cannot be unmated)

**OTHER OPTIONS**

- K**  
= Mating Shroud (For mating with FFSD Styles -01 only, 05, 08, 10, 13, 17, 20 & 25 pins/row only, 13, 17, 20 & 25 only with shrouds)
- A**  
= Alignment Pin (-DV 3 positions min.) (-DH 5 positions min.) (Metal or plastic at Samtec discretion)
- C**  
= (4,00mm) .157" DIA Polyimide film Pick & Place Pad (-DH only)
- P**  
= Pick & Place Pad (-DV 4 positions min.) (-DH & -MT not available)
- TR**  
= Tape & Reel Packaging (Flex Shroud options not available except -ES & -EJ)



Due to technical progress, all designs, specifications and components are subject to change without notice.

[WWW.SAMTEC.COM](http://WWW.SAMTEC.COM)