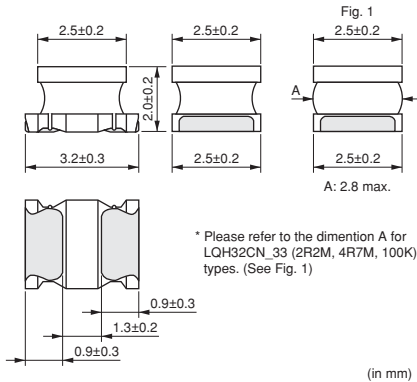


Chip Inductor (Chip Coil) Power Inductor (Wire Wound Type for Choke)

LQH32C_23/LQH32C_33 Series (1210 Size)

■ Dimensions

LQH32C_23/LQH32C_33



■ Packaging

Code	Packaging	Minimum Quantity
L	180mm Embossed Tape	2000
K	330mm Embossed Tape	7500

■ Rated Value (□: packaging code)

Part Number	Inductance	Test Frequency	Rated Current	DC Resistance	Self Resonance Frequency (min.)
LQH32CN1R0M23□	1.0μH ±20%	1MHz	800mA	0.09ohm ±30%	96MHz
LQH32CN2R2M23□	2.2μH ±20%	1MHz	600mA	0.13ohm ±30%	64MHz
LQH32CN4R7M23□	4.7μH ±20%	1MHz	450mA	0.2ohm ±30%	43MHz
LQH32CN100K23□	10μH ±10%	1MHz	300mA	0.44ohm ±30%	26MHz
LQH32CN220K23□	22μH ±10%	1MHz	250mA	0.71ohm ±30%	19MHz
LQH32CN470K23□	47μH ±10%	1MHz	170mA	1.3ohm ±30%	15MHz
LQH32CN101K23□	100μH ±10%	1MHz	100mA	3.5ohm ±30%	10MHz
LQH32CN221K23□	220μH ±10%	1MHz	70mA	8.4ohm ±30%	6.8MHz
LQH32CN331K23□	330μH ±10%	1MHz	60mA	10ohm ±30%	5.6MHz
LQH32CN391K23□	390μH ±10%	1MHz	60mA	17ohm ±30%	5MHz
LQH32CN471K23□	470μH ±10%	1kHz	60mA	19ohm ±30%	5MHz
LQH32CN561K23□	560μH ±10%	1kHz	60mA	22ohm ±30%	5MHz
LQH32CNR15M33□	0.15μH ±20%	1MHz	1450mA	0.028ohm ±30%	400MHz
LQH32CNR27M33□	0.27μH ±20%	1MHz	1250mA	0.034ohm ±30%	250MHz
LQH32CNR47M33□	0.47μH ±20%	1MHz	1100mA	0.042ohm ±30%	150MHz
LQH32CN1R0M33□	1.0μH ±20%	1MHz	1000mA	0.06ohm ±30%	100MHz
LQH32CN2R2M33□	2.2μH ±20%	1MHz	790mA	0.097ohm ±30%	64MHz
LQH32CN4R7M33□	4.7μH ±20%	1MHz	650mA	0.15ohm ±30%	43MHz
LQH32CN100K33□	10μH ±10%	1MHz	450mA	0.3ohm ±30%	26MHz

Class of Magnetic Shield: No magnetic shield

Operating Temperature Range (Self-temperature rise is not included): -40 to +85°C

Continued on the following page.

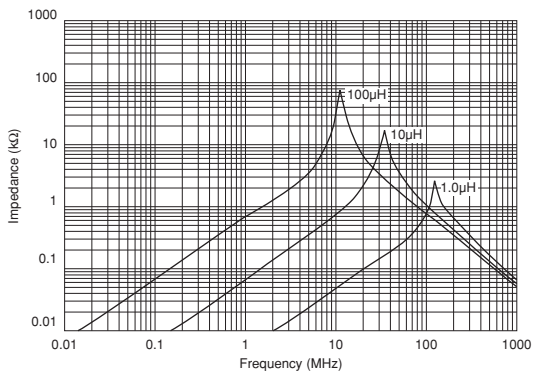
● This data sheet is applied for CHIP INDUCTORS (CHIP COILS) used for General Electronics equipment for your design.

⚠ Note:

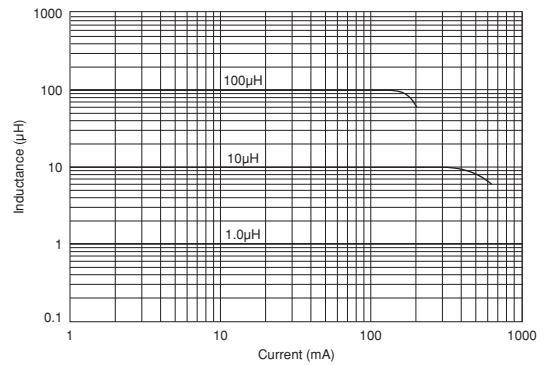
- This datasheet is downloaded from the website of Murata Manufacturing Co., Ltd. Therefore, its specifications are subject to change or our products in it may be discontinued without advance notice. Please check with our sales representatives or product engineers before ordering.
- This datasheet has only typical specifications because there is no space for detailed specifications. Therefore, please approve our product specifications or transact the approval sheet for product specifications before ordering.

Continued from the preceding page.

■ Impedance-Frequency Characteristics (Typ.) LQH32C_23/LQH32C_33



■ Inductance-Current Characteristics (Typ.) LQH32C_23/LQH32C_33



■ ⚠ Caution/Notice

⚠ Caution (Rating)

Do not use products beyond the rated current as this may create excessive heat.

Notice

Solderability of Tin plating termination chip might be deteriorated when low temperature soldering profile where peak solder temperature is below the Tin melting point is used. Please confirm the solderability of Tin plating termination chip before use.

● This data sheet is applied for CHIP INDUCTORS (CHIP COILS) used for General Electronics equipment for your design.

⚠ Note:

1. This datasheet is downloaded from the website of Murata Manufacturing co., ltd. Therefore, it's specifications are subject to change or our products in it may be discontinued without advance notice. Please check with our sales representatives or product engineers before ordering.
2. This datasheet has only typical specifications because there is no space for detailed specifications. Therefore, please approve our product specifications or transact the approval sheet for product specifications before ordering.