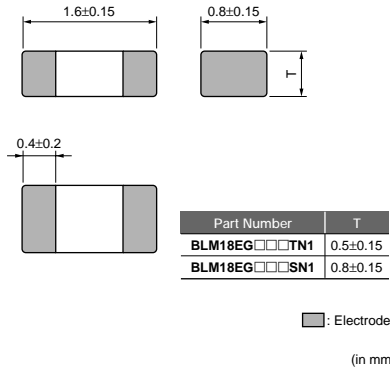


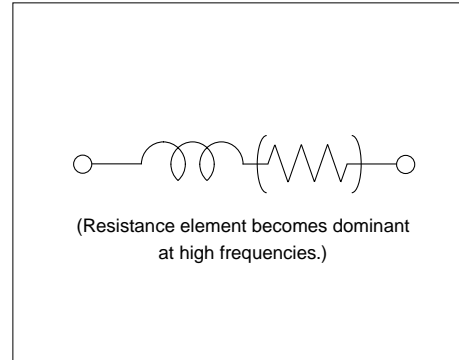
EMIFIL® (Inductor type) Chip Ferrite Bead for GHz Noise

BLM18E Series (0603 Size)

■ Dimensions



■ Equivalent Circuit



■ Packaging

Code	Packaging	Minimum Quantity
D	180mm Paper Tape	4000
J	330mm Paper Tape	10000
B	Bulk(Bag)	1000

■ Rated Value (□: packaging code)

Part Number	Impedance (at 100MHz/20°C)	Impedance (at 1GHz/20°C)	Rated Current	DC Resistance(max.)	Operating Temperature Range
BLM18EG101TN1□	100ohm±25%	140ohm(Typ.)	2000mA	0.045ohm	-55°C to +125°C
BLM18EG121SN1□	120ohm±25%	145ohm(Typ.)	2000mA	0.04ohm	-55°C to +125°C
BLM18EG221SN1□	220ohm±25%	260ohm(Typ.)	2000mA	0.05ohm	-55°C to +125°C
BLM18EG221TN1□	220ohm±25%	300ohm(Typ.)	1000mA	0.15ohm	-55°C to +125°C
BLM18EG331TN1□	330ohm±25%	450ohm(Typ.)	500mA	0.21ohm	-55°C to +125°C
BLM18EG391TN1□	390ohm±25%	520ohm(Typ.)	500mA	0.3ohm	-55°C to +125°C
BLM18EG471SN1□	470ohm±25%	550ohm(Typ.)	500mA	0.21ohm	-55°C to +125°C
BLM18EG601SN1□	600ohm±25%	700ohm(Typ.)	500mA	0.35ohm	-55°C to +125°C

Number of Circuits: 1

Continued on the following page.

● This data sheet is applied for CHIP FERRITE BEAD used for General Electronics equipment for your design.

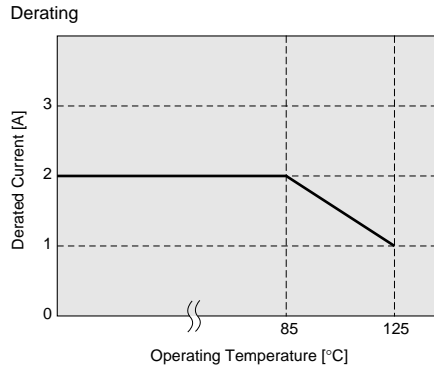
⚠ Note:

- This datasheet is downloaded from the website of Murata Manufacturing co., Ltd. Therefore, it's specifications are subject to change or our products in it may be discontinued without advance notice. Please check with our sales representatives or product engineers before ordering.
- This datasheet has only typical specifications because there is no space for detailed specifications. Therefore, please approve our product specifications or transact the approval sheet for product specifications before ordering.

Continued from the preceding page.

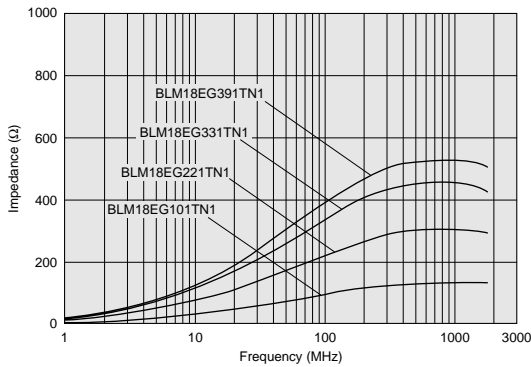
Derating of Rated Current

In operating temperature exceeding +85°C, derating of current is necessary for BLM18EG series. Please apply the derating curve shown in chart according to the operating temperature.



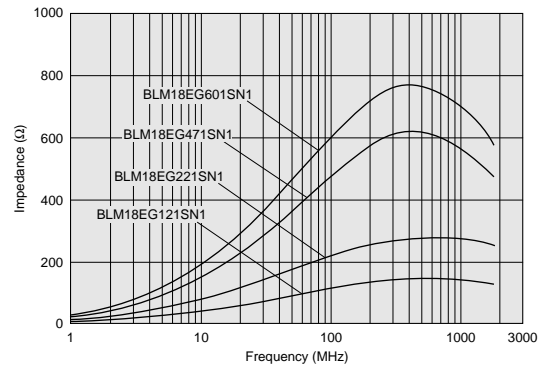
Impedance-Frequency Characteristics (Main Items)

BLM18EG_TN1 Series



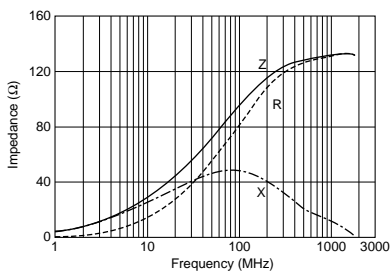
Impedance-Frequency Characteristics (Main Items)

BLM18EG_SN1 Series



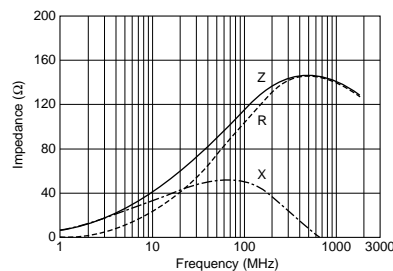
Impedance-Frequency Characteristics

BLM18EG101TN1



Impedance-Frequency Characteristics

BLM18EG121SN1



Continued on the following page.

This data sheet is applied for CHIP FERRITE BEAD used for General Electronics equipment for your design.

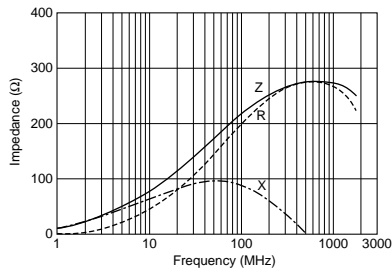
Note:

- This datasheet is downloaded from the website of Murata Manufacturing co., Ltd. Therefore, it's specifications are subject to change or our products in it may be discontinued without advance notice. Please check with our sales representatives or product engineers before ordering.
- This datasheet has only typical specifications because there is no space for detailed specifications. Therefore, please approve our product specifications or transact the approval sheet for product specifications before ordering.

Continued from the preceding page.

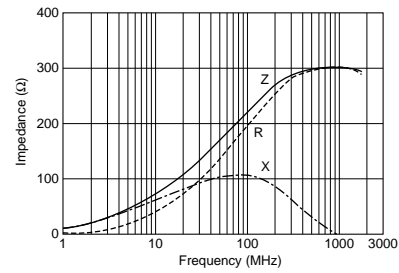
Impedance-Frequency Characteristics

BLM18EG221SN1



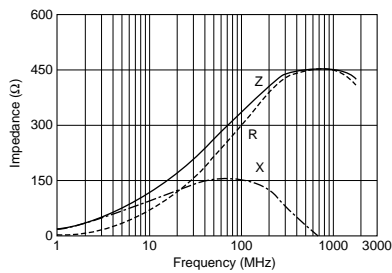
Impedance-Frequency Characteristics

BLM18EG221TN1



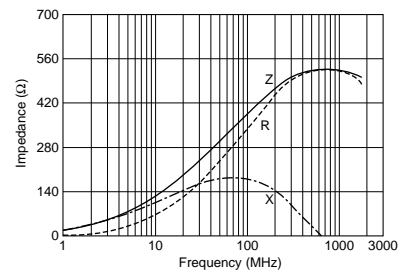
Impedance-Frequency Characteristics

BLM18EG331TN1



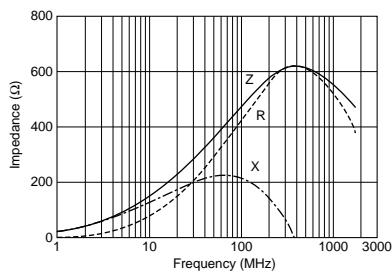
Impedance-Frequency Characteristics

BLM18EG391TN1



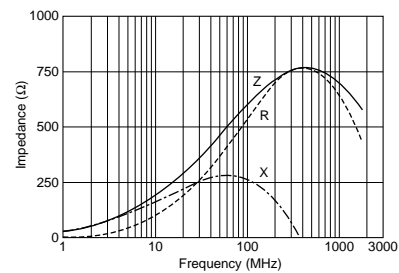
Impedance-Frequency Characteristics

BLM18EG471SN1



Impedance-Frequency Characteristics

BLM18EG601SN1




Continued on the following page. ↗

● This data sheet is applied for CHIP FERRITE BEAD used for General Electronics equipment for your design.

Note:

1. This datasheet is downloaded from the website of Murata Manufacturing co., Ltd. Therefore, it's specifications are subject to change or our products in it may be discontinued without advance notice. Please check with our sales representatives or product engineers before ordering.
2. This datasheet has only typical specifications because there is no space for detailed specifications. Therefore, please approve our product specifications or transact the approval sheet for product specifications before ordering.

 Continued from the preceding page.

■ ⚠ Caution/Notice

⚠ Caution (Rating)

Do not use products beyond the rated current as this may create excessive heat and deteriorate the insulation resistance.

Notice

Solderability of Tin plating termination chip might be deteriorated when low temperature soldering profile where peak solder temperature is below the Tin melting point is used. Please confirm the solderability of Tin plating termination chip before use.

● This data sheet is applied for CHIP FERRITE BEAD used for General Electronics equipment for your design.

⚠ Note:

1. This datasheet is downloaded from the website of Murata Manufacturing co., Ltd. Therefore, it's specifications are subject to change or our products in it may be discontinued without advance notice. Please check with our sales representatives or product engineers before ordering.
2. This datasheet has only typical specifications because there is no space for detailed specifications. Therefore, please approve our product specifications or transact the approval sheet for product specifications before ordering.