

MULTILAYER FERRITE CHIP BEADS

TI Series (Large Current)



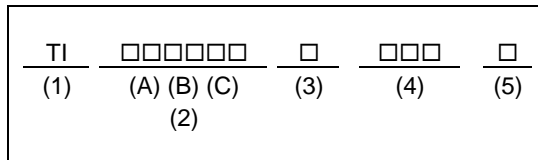
FEATURES

- High density packaging with a pitch of 2.54 mm (0.1 inch) max. is possible. This series requires less space and has greater EMI suppression effects.
- Different types with the same shape are available.
- Excellent in physical properties, such as terminal strength, flexure strength, soldering resistance and solderability.
- Applicable to both flow and reflow soldering.
- High impedance cover wide frequency ranges.
- TI series can be used in high current circuits due to its low DC resistance.

APPLICATIONS

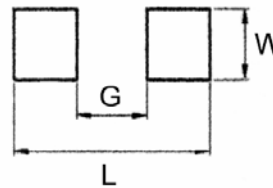
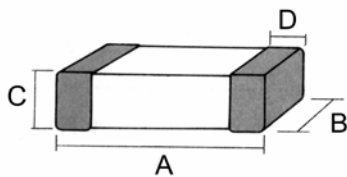
- Computers and peripheral devices, personal computers, VCR and cameras.
- Noise suppression in digital equipments, car stereo, car engines controllers and OA electronic instruments.
- Communication equipment.

PRODUCT IDENTIFICATIONS



- (1) Product Symbol: Multilayer Chip Beads
- (2) Dimensions: Length (A) × Width (B) × Thickness (C)
- (3) Material Code: Z, U, G, B, L
- (4) Impedance: a b c = a b × 10^c Ω
- (5) Packaging style: B = Bulk T = Tape & Reel

SHAPES AND DIMENSIONS / RECOMMENDED PC BOARD PATTERN



Dimensions in mm (inch)

TYPE	A	B	C	D	L	W	G
100505	1.0±0.1 (0.040±0.004)	0.5±0.1 (0.020±0.004)	0.5±0.1 (0.020±0.004)	0.1 (MIN.) (0.004)	1.4 (0.055)	0.5 (0.020)	0.5 (0.020)
160808	1.6±0.2 (0.063±0.008)	0.8±0.2 (0.031±0.008)	0.8±0.2 (0.031±0.008)	0.3±0.2 (0.012±0.008)	2.1 (0.083)	0.7 (0.028)	0.7 (0.028)
201209	2.0±0.2 (0.079±0.008)	1.2±0.2 (0.047±0.008)	0.9±0.2 (0.035±0.008)	0.5±0.3 (0.020±0.012)	2.6 (0.102)	1.0 (0.039)	1.0 (0.039)
321611	3.2±0.2 (0.126±0.008)	1.6±0.2 (0.063±0.008)	1.1±0.2 (0.043±0.008)	0.5±0.3 (0.020±0.012)	4.4 (0.173)	1.4 (0.055)	2.2 (0.087)
322513	3.2±0.2 (0.126±0.008)	2.5±0.2 (0.098±0.008)	1.3±0.2 (0.051±0.008)	0.5±0.3 (0.020±0.012)	4.4 (0.173)	2.3 (0.091)	2.2 (0.087)
451616	4.5±0.2 (0.177±0.008)	1.6±0.2 (0.063±0.008)	1.6±0.2 (0.063±0.008)	0.5±0.3 (0.020±0.012)	6.0 (0.236)	1.5 (0.059)	1.5 (0.059)
453215	4.5±0.2 (0.177±0.008)	3.2±0.2 (0.126±0.008)	1.5±0.2 (0.059±0.008)	0.5±0.3 (0.020±0.012)	6.0 (0.236)	3.0 (0.118)	3.0 (0.118)

MULTILAYER FERRITE CHIP BEADS

TI Series (Large Current)

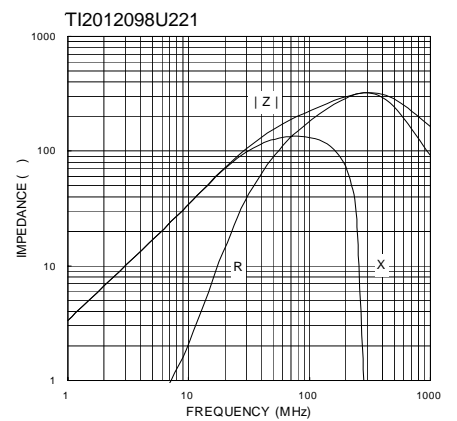
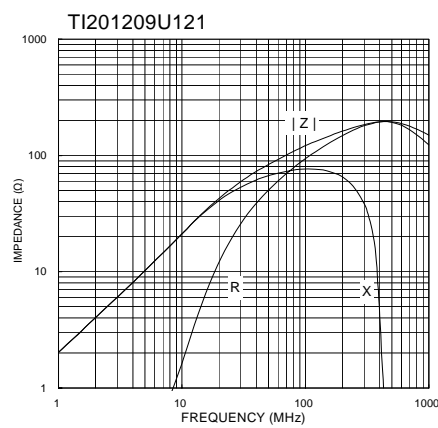
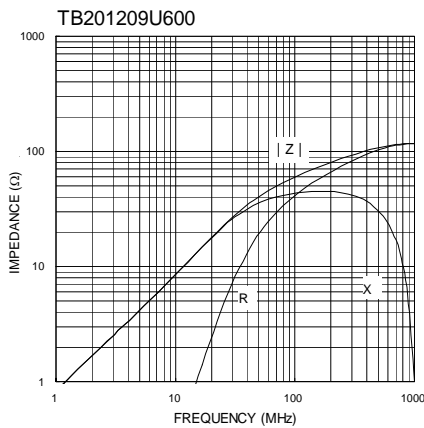
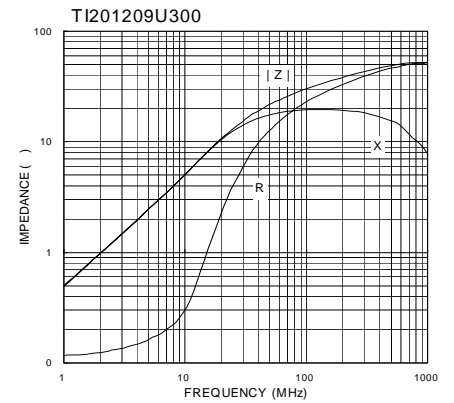
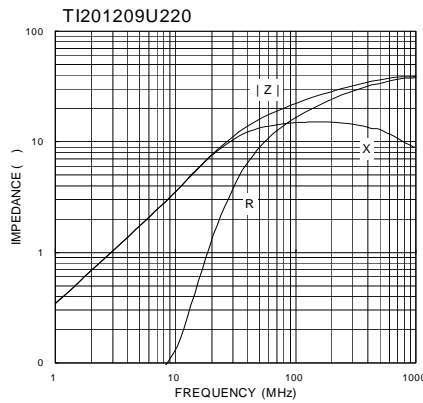
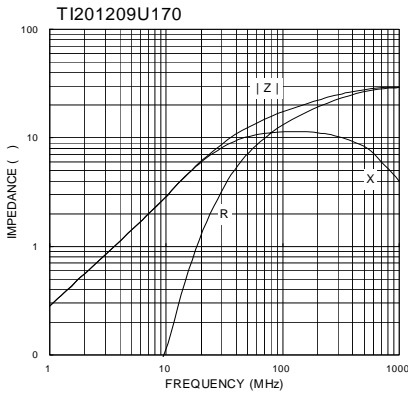
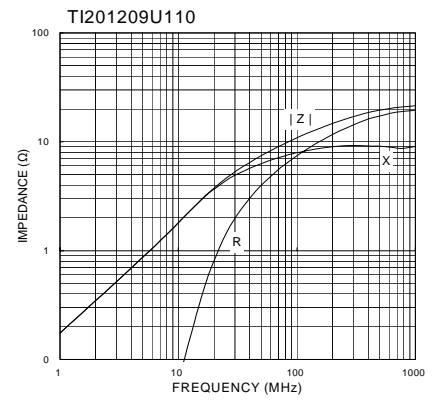
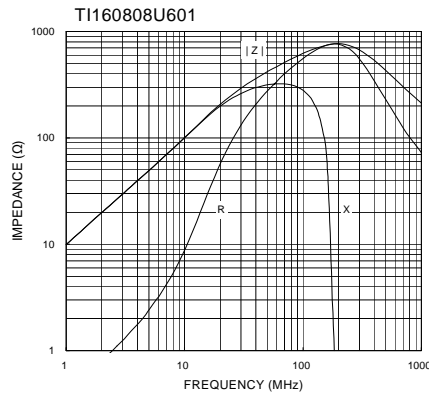
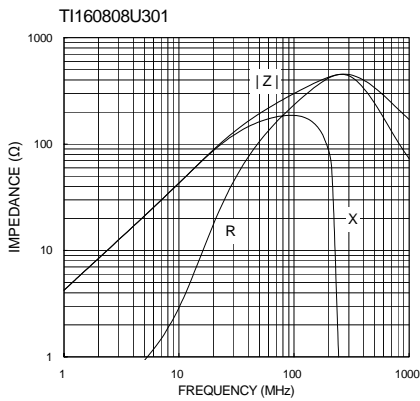
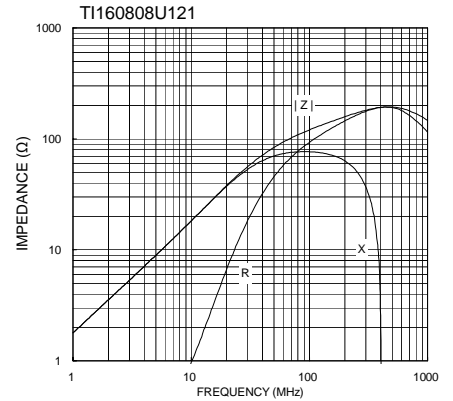
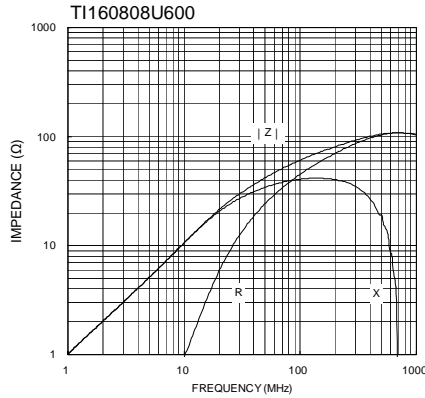
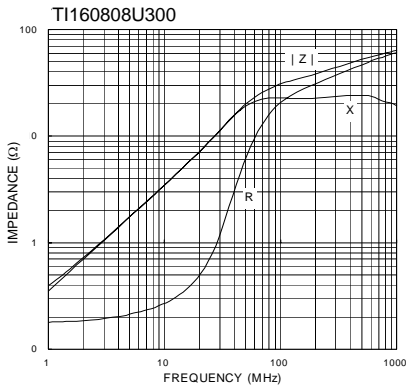


ELECTRICAL CHARACTERISTICS

Part Number	Impedance () $\pm 25\%$ At 100MHz	DC Resistance () MAX.	Rated Current (A) MAX.
TI160808U300	30	0.050	3.0
TI160808U600	60	0.050	3.0
TI160808U121	120	0.100	2.0
TI160808U301	300	0.150	1.5
TI160808U601	600	0.300	1.0
TI201209U110	11	0.010	6.0
TI201209U170	17	0.010	6.0
TI201209U220	22	0.010	6.0
TI201209U300	30	0.030	4.0
TI201209U600	60	0.050	3.0
TI201209U121	120	0.080	2.5
TI201209U221	220	0.100	2.0
TI201209U301	300	0.100	2.0
TI201209U601	600	0.300	1.0
TI201209B070	7	0.050	3.0
TI321611Z260	26	0.010	6.0
TI321611U310	31	0.010	6.0
TI321611U500	50	0.025	3.0
TI321611U121	120	0.080	2.5
TI321611U301	300	0.080	2.5
TI321611U601	600	0.15	1.5
TI321611G800	80	0.050	3.0
TI321611G101	100	0.050	3.0
TI321611B190	19	0.040	3.0
TI322513U300	30	0.050	3.0
TI322513U520	52	0.050	3.0
TI322513U650	65	0.030	3.0
TI451616U600	60	0.010	6.0
TI451616U750	75	0.025	3.0
TI451616U800	80	0.050	3.0
TI453215Z121	120	0.050	3.0
TI453215U700	70	0.030	6.0
TI453215U121	120	0.050	3.0

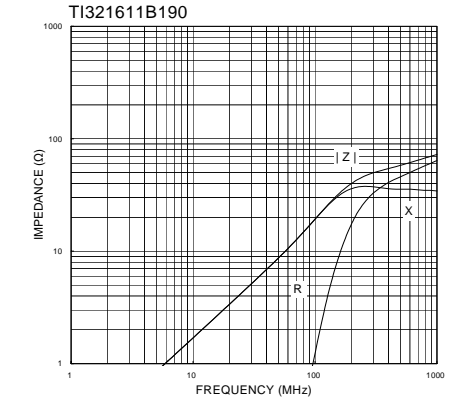
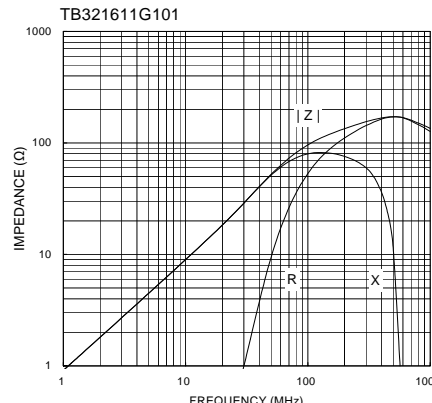
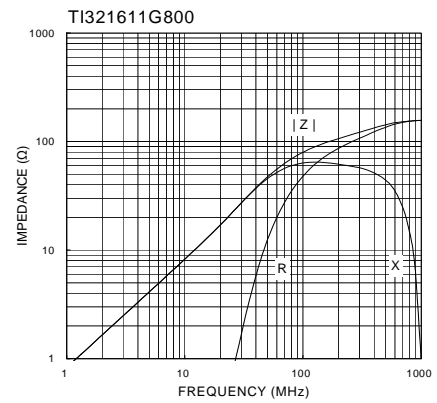
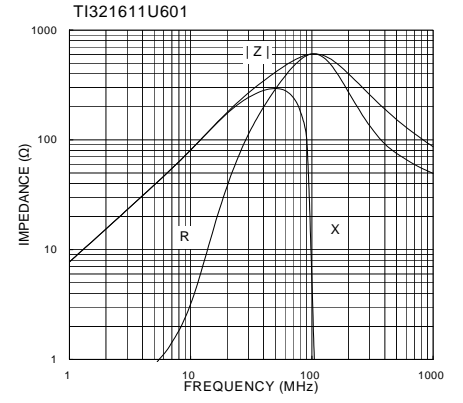
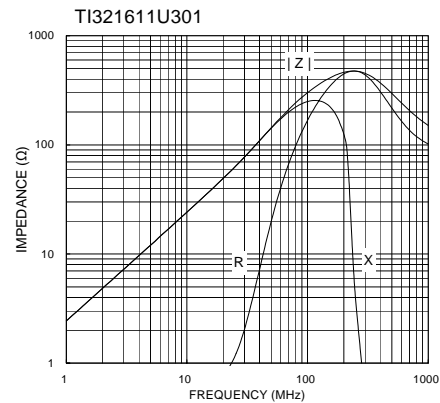
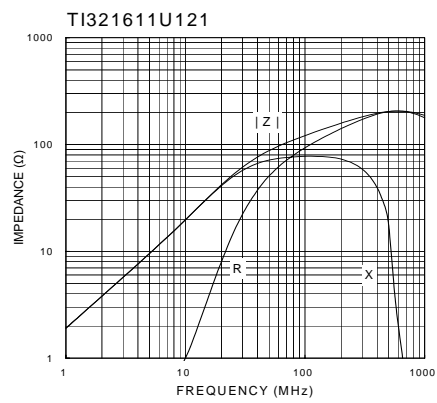
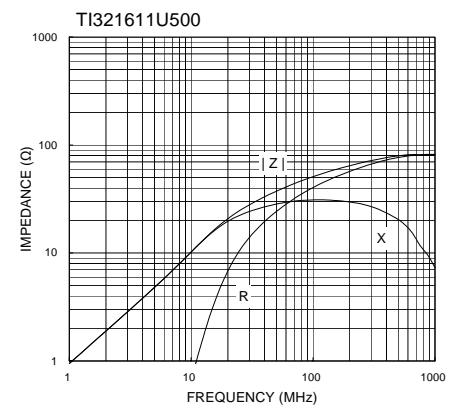
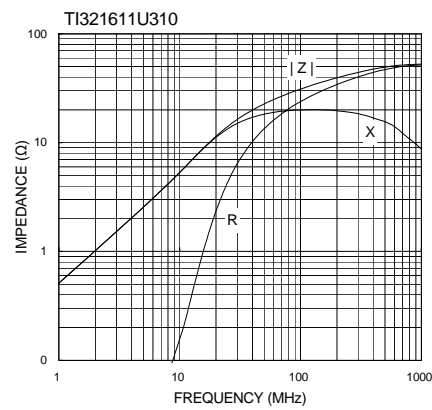
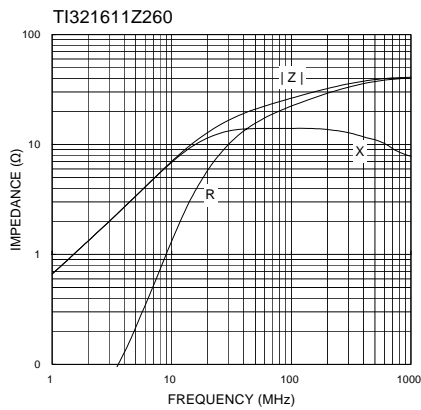
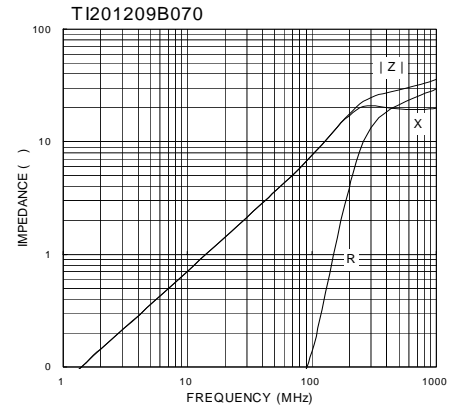
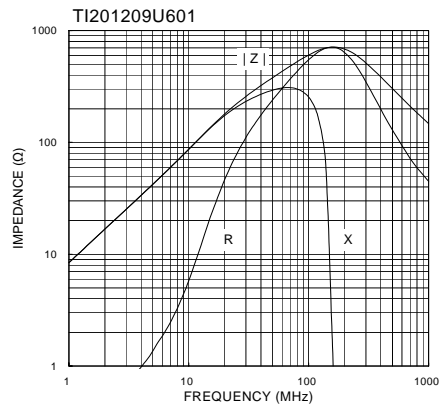
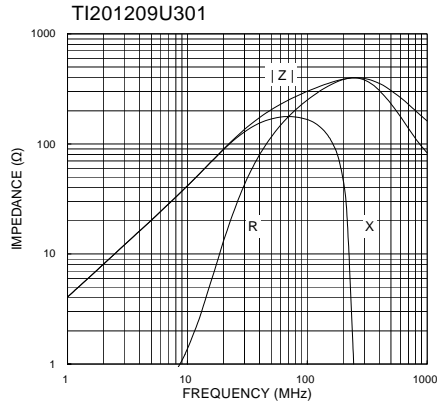
MULTILAYER FERRITE CHIP BEADS

TI Series (Large Current)



MULTILAYER FERRITE CHIP BEADS

TI Series (Large Current)



MULTILAYER FERRITE CHIP BEADS

TI Series (Large Current)

