
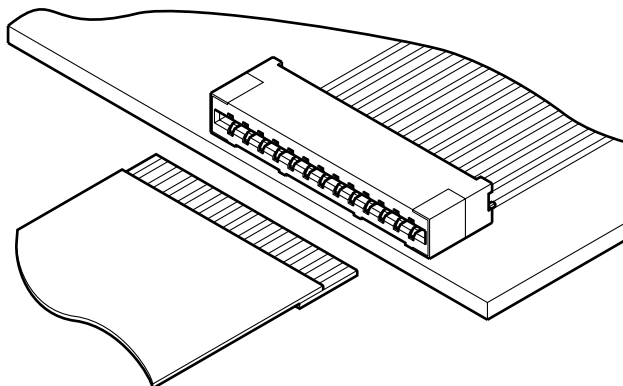


FFS CONNECTOR

Connectors for FFC



The FFS series connectors are designed for surface mounting (SMT) and to meet the demand for high-density packaging. They are miniature connectors with a height of only 2.8mm. Their high contact pressure eliminates fretting corrosion and ensures secure connections. Low insertion force make connection easy.



Features

• Surface mountable (SMT)

Because of its small pitch and its ability to be surface mounted, this connector meets the demand for high-density packaging.

• Double-leaf contact mating enhances reliability through redundancy

The contact is made of phosphor bronze that maintains its spring force in adverse environmental conditions. FFC leads can be inserted with little force, yet the contact pressure is high once they are inserted.

• Low profile design

This connector is very small with a mounting height of only 2.8mm.

• Simple snap-in action

The FFC is securely connected by simply inserting its leads into the connector.

• Embossed tape for automatic mounting

The FFS connector is supplied packaged in embossed tape for automatic mounting.

• Solder tabs

This connector also features reinforcing solder tabs to prevent lifting of the connector during mating and unmating.

Specifications

- Current rating: 0.5A AC, DC
- Voltage rating: 50V AC, DC
- Temperature range: -25°C to +85°C
(including temperature rise in applying electrical current)
- Contact resistance: Initial value/20m Ω max.
After environmental testing/30m Ω max.
- Insulation resistance: 800M Ω min.
- Withstanding voltage: 500V AC/minute
- Applicable FFC: Conductor pitch/1.25mm
Conductor width/0.8mm
Mating part thickness/0.3 \pm 0.05mm

<Note>FFC to be actually used should be checked for applicability.

* Compliant with RoHS.

* Refer to "General Instruction and Notice when using Terminals and Connectors" at the end of this catalog.

* Contact JST for details.

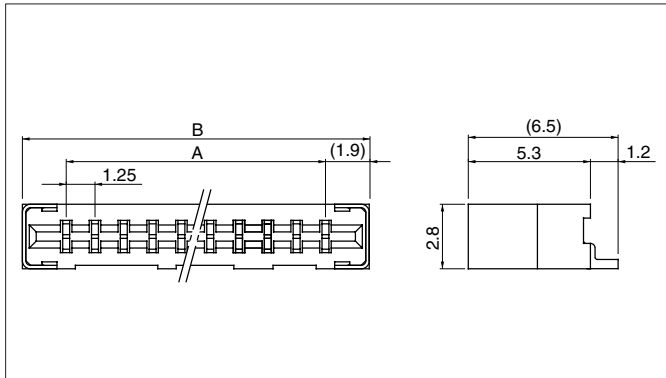
Standards

Recognized E60389

Certified LR20812

FFS CONNECTOR

Connector



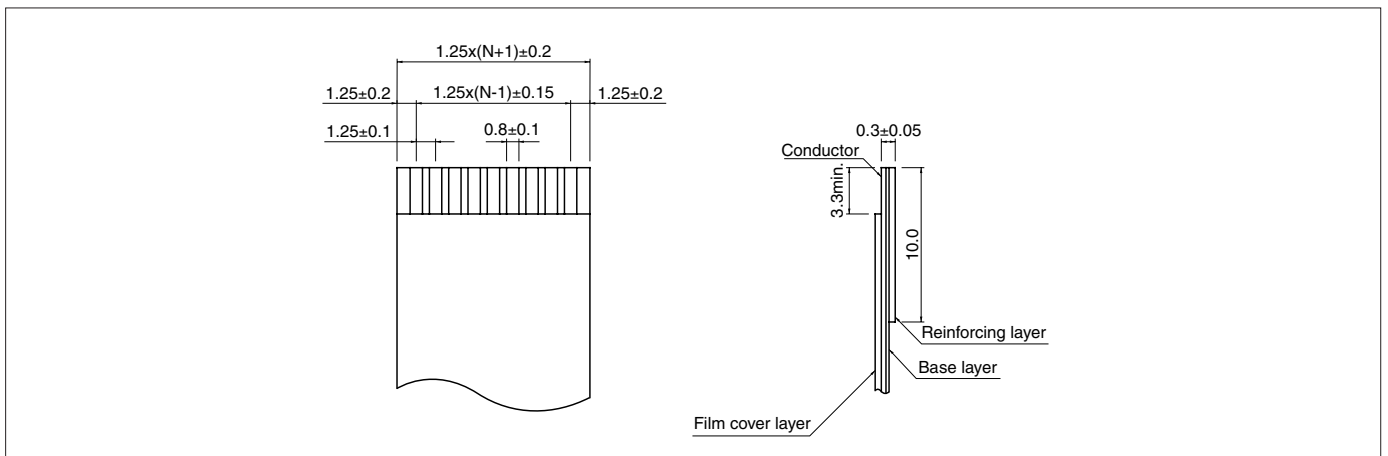
Circuits	Model No.	Dimensions (mm)		Q'ty / reel
		A	B	
4	04FFS-SP-TF	3.75	7.55	1,000
5	05FFS-SP-TF	5.00	8.80	1,000
6	06FFS-SP-TF	6.25	10.05	1,000
8	08FFS-SP-TF	8.75	12.55	1,000
15	15FFS-SP-TF	17.50	21.30	1,000
21	21FFS-SP-TF	25.00	28.80	1,000
26	26FFS-SP-TF	31.25	35.05	2,000

Material and Finish

Contact: Phosphor bronze, copper-undercoated, tin-plated (reflow treatment)
Housing: PPS, UL94V-0
Solder tab: Brass, copper-undercoated, tin-plated (reflow treatment)

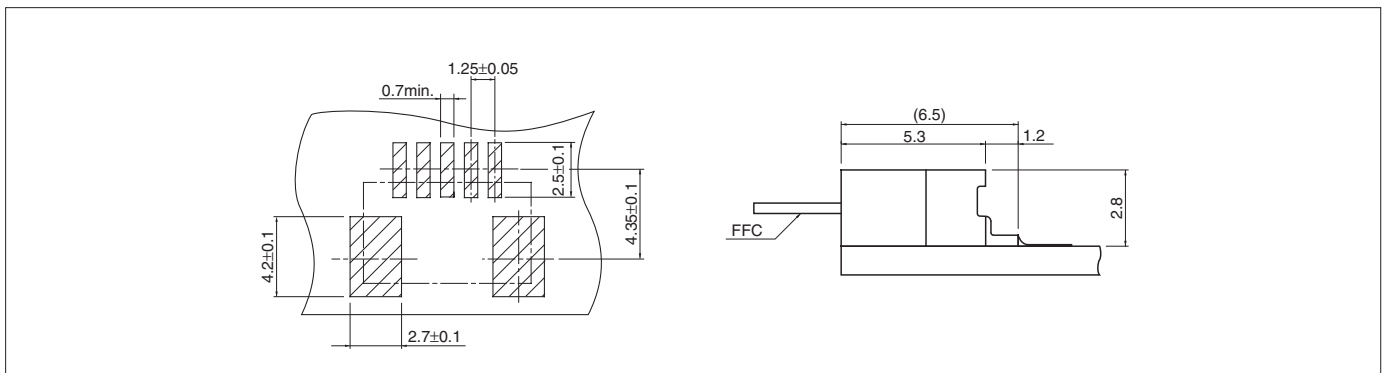
RoHS compliance This product displays (LF)(SN) on a label.
Note: The products listed above are supplied on embossed tape.

Lead section dimensions of FFC



Note: N --- Number of circuits

PC board layout (viewed from component side) and Assembly layout



Note:

1. Tolerances are non-cumulative: $\pm 0.05\text{mm}$ for all centers.
2. The dimensions above should serve as a guideline.
Contact JST for details.