

HTMS-110-03-L-D-RA

HTMS-107-01-G-S

TMS-132-51-G-S

TMS-110-02-G-D

(1.27 mm) .050"

TMS, HTMS, SNM SERIES

THROUGH-HOLE MICRO HEADER

SPECIFICATIONS

For complete specifications see www.samtec.com?TMS, www.samtec.com?HTMS or www.samtec.com?SNM

Insulator Material (TMS): Black Liquid Crystal Polymer

Insulator Material (SNM): Black Glass Filled Polyester

Terminal Material: Phosphor Bronze

Plating:

Au or Sn over
50 μ " (1.27 μ m) Ni

Current Rating:

5 A per pin
(2 pins powered)

TMS mated with SMS

Operating Temp Range:

-55 °C to +105 °C with Tin;
-55 °C to +125 °C with Gold

Lead Size accepted (SNM):

(0.46 mm) .018" SQ

Insertion Depth (SNM):

(3.43 mm) .135" minimum

Max Processing Temp (SNM):

Not recommended for IR/VP

RoHS Compliant:

Yes

Important Note:

Style -02 does not mate with SMS Series.

PROCESSING

Lead-Free Solderable:

Yes

RECOGNITIONS

For complete scope of recognitions see www.samtec.com/quality



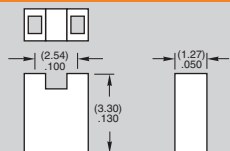
FILE NO. E111594

ALSO AVAILABLE (MOQ Required)

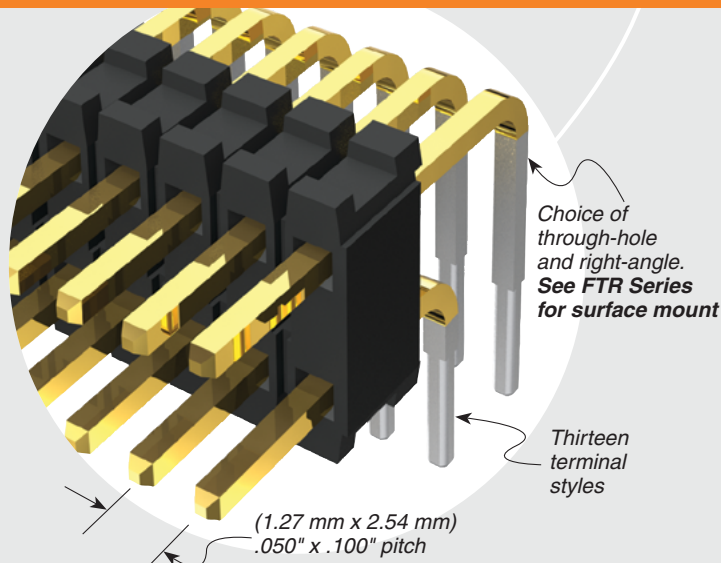
- Other platings

Mates with:
SMS, SLM, RSM

MICRO SHUNT SNM SERIES



Part No.	Plating
SNM-100-BK-T	Tin
SNM-100-BK-G	10 μ " (0.25 μ m) Gold



TYPE STRIP

1

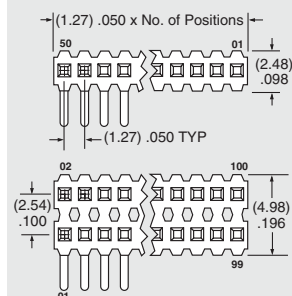
NO. PINS PER ROW

LEAD STYLE

PLATING OPTION

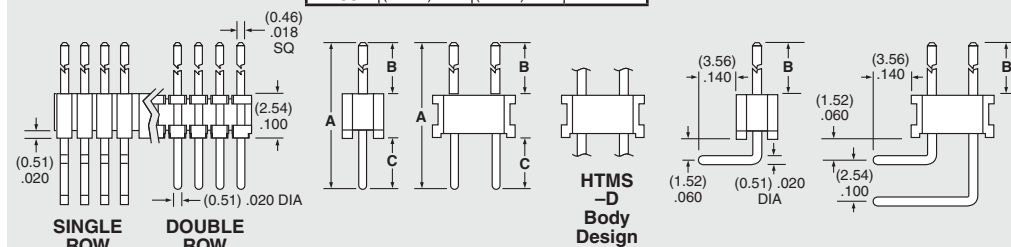
ROW OPTION

OPTION

TMS
= StandardHTMS
= High Temp01
thru
50Specify
LEAD
STYLE
from
chart-L
= 10 μ "
(0.25 μ m)
Gold on post,
Matte Tin
on tail-G
= 10 μ "
(0.25 μ m)
Gold on post,
Gold flash
on tail-S
= Single
Row-D
= Double
Row-RA
= Right-
angle-“XXX”
= Polarized
Position
(Specify
position of
omitted pin)

T/H LEAD STYLE	A	B	C
-01	(11.43) .450	(5.84) .230	(3.05) .120
-02	(8.13) .320	(2.54) .100	
-21	(12.83) .505	(5.84) .230	(4.45) .175
-51	(10.41) .410	(4.83) .190	
-52	(10.80) .425	(5.21) .205	
-53	(12.83) .505	(7.24) .285	
-54	(14.10) .555	(8.51) .335	
-55	(15.49) .610	(9.91) .390	
-56	(15.88) .625	(10.29) .405	
-57	(16.51) .650	(10.92) .430	
-58	(17.91) .705	(12.32) .485	
-59	(19.18) .755	(13.59) .535	
-60	(20.96) .825	(15.37) .605	

RA LEAD STYLE	B
-01	(5.84) .230
-02	(2.54) .100
-03	(3.18) .125



Note: Some lengths, styles and options are non-standard, non-returnable.

Due to technical progress, all designs, specifications and components are subject to change without notice.

WWW.SAMTEC.COM

All parts within this catalog are built to Samtec's specifications.

Customer specific requirements must be approved by Samtec and identified in a Samtec customer-specific drawing to apply.

Mouser Electronics

Authorized Distributor

Click to View Pricing, Inventory, Delivery & Lifecycle Information:

[Samtec:](#)

[TMS-104-02-L-S-RA](#)