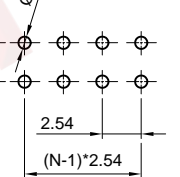


The information provided herein is from CONNELY Electronic Co., Ltd. and is confidential. Any disclosure to a party other than the recipient is prohibited. The intellectual properties and its rights contained herein, including but not limited to, trademarks, patents, copyrights, trade secrets, and technical know-how, are owned exclusively by CONNELY or its affiliates. Unauthorized use or reproduction of any part of this document is strictly prohibited. CONNELY may enforce its intellectual property rights at its own discretion, failures or delays to exercise such rights does not constitute a waiver of such rights.

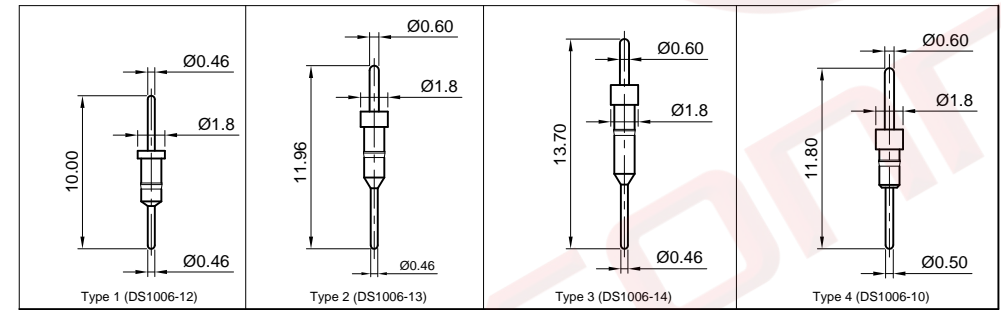
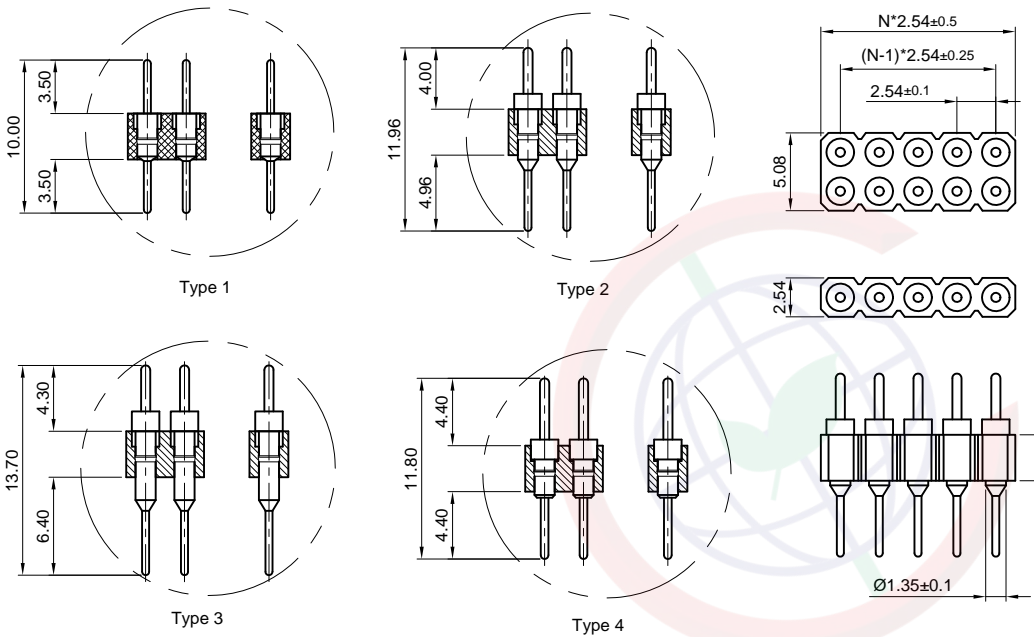
REV.	DESCRIPTION	DRAWN	CHECKED	APPROVED
A	NEW RELEASE	LJH 03/30/06'	~	LJC 03/30/06'
B	DRAWING UPDATE	YCH 10/18/10'	~	LJC 10/18/10'
C	DRAWING UPDATE	JLZ 07/23/18'		

- NOTES:
- Electrical characteristics:
 - Contact resistance: 20mΩ Max. Initial.
 - Dielectric withstanding voltage: 500V AC(rms) for 1 minute.
 - Insulation resistance: 1000MΩ Min.
 - Environment characteristics:
 - Temperature: -40°C~+105°C.
 - Part number: DS1004
 - Product number code:
 DS1004 - X X X
 Contact type
 1: Type 1 3: Type 3
 2: Type 2 4: Type 4
 Contact plating
 F1: Full gold flash
 No. of contacts
 1x1 - 1x40
 2x2 - 2x40



Recommend PCB layout
(Tolerance:±0.05)

N=No. of contacts(Single row)
N=No. of contacts/2(Double row)



(Series Image-Reference Only)

GENERAL TOLERANCE		ANGLE TOLERANCE	
X.	±0.60	X.	±5°
.X	±0.38	.X	±3°
.XX	±0.25	.XX	±2°

DRAWING TYPE	CUSTOMER		
SCALE	1:1	SHEET	1 OF 1
DRAWING NO.	C-DS1004-XXXX-C		

PROJECTION	TITLE
UNITS	DIP STRIP ADAPTER PITCH 2.54mm
SHEET SIZE	SERIES DS1004 SERIES

晨翔电子有限公司
 CONNELY CONNELY ELECTRONIC CO. LTD